

The Impact of Post-Marital Maintenance on Dynamic Decisions and Welfare of Couples

Hanno Foerster*

November 5, 2018

JOB MARKET PAPER

[Please click here for the most recent version.](#)

Abstract

In many countries divorce law mandates post-marital maintenance payments (child support and alimony) to insure the lower earner in married couples against financial losses upon divorce. This paper studies how maintenance payments affect couples' intertemporal decisions and welfare. I develop a dynamic model of family labor supply, housework, savings and divorce and estimate it using Danish register data. The model captures the policy trade off between providing insurance to the lower earner and enabling couples to specialize efficiently, on the one hand, and maintaining labor supply incentives for divorcees, on the other hand. I use the estimated model to analyze counterfactual policy scenarios in which child support and alimony payments are changed. The welfare maximizing maintenance policy is to triple child support payments and reduce alimony by 12.5% relative to the Danish status quo. Switching to the welfare maximizing policy makes men worse off, but comparisons to a first best scenario reveal that Pareto improvements are feasible, highlighting the limitations of maintenance policies.

Keywords: marriage and divorce, child support, alimony, household behavior, labor supply, limited commitment

JEL classification: D10, D91, J18, J12, J22, K36

*University of Mannheim, Department of Economics L7, 3-5, 68161 Mannheim. [hanno.foerster\[at\]gess.uni-mannheim\[dot\]de](mailto:hanno.foerster@gess.uni-mannheim.de). I am extremely grateful to my advisers Gerard van den Berg and Michèle Tertilt for their outstanding guidance and support. I also thank Jérôme Adda, Dan Anderberg, Jesper Bagger, Annette Bergemann, Bart Cockx, Monica Costa Dias, Matthias Doepke, Chris Flinn, Eric French, Hans-Martin von Gaudecker, Ahu Gemici, Katja Kaufmann, Fabian Lange, Valérie Lechene, Attila Lindner, Tim Obermeier, Pia Pinger, Anna Raute, Michael Rosholm, Uta Schönberg, Holger Stichnoth, H el ene Turon, Michela Tincani, Alessandra Voena, Astrid W urtz Rasmussen and seminar participants at Aarhus University, ZEW Mannheim and last but not least the Mannheim Macro Group for helpful comments. I am very grateful to Alexander Paul for helpful comments and his support with the data. Financial support from ERC grant SH1-313719 and funding by the German Research Foundation (DFG) through CRC TR 224 is gratefully acknowledged.

1 Introduction

Marital breakdown often has severe financial consequences for the lower earner in divorcing couples. The U.S. poverty rate among women who got divorced in 2009 was 21.5%, compared to 10.5% for divorced men and 9.6% for married people (Elliott and Simmons, 2011). For this reason most societies have divorce laws that mandate post-marital maintenance payments, such as alimony and child support, to insure the lower earner in couples against losing access to their partner's income upon divorce.

Over the past decade fierce political debates about reducing post-marital maintenance payments have emerged in several countries, including the U.S., Germany, the U.K. and France. These debates were typically dominated by two economic arguments: Those in favor of reducing maintenance payments emphasized that divorcees who receive high maintenance payments have little incentive to work and become economically self-sufficient. Those in favor of high maintenance payments argued that people who invest less in their careers after getting married, e.g., because they spend time on child-care and housework, should be insured against the drop in financial resources upon divorce. How relevant is each of these arguments quantitatively? And how should post-marital maintenance policies be designed to balance both arguments?

In this paper I provide the first study of how maintenance payments should be designed to balance an important policy trade off. In particular, I ask how child support and alimony payments should be designed to provide insurance to the lower earner in couples and enable couples to specialize efficiently, on the one hand, and maintain labor supply incentives for divorcees, on the other hand.

A number of empirical studies documents that alimony and child support payments influence the behavior of married and divorced couples. Many studies document that increases in child support lead to a reduction in divorced father's labor supply (Holzer et al., 2005; Cancian et al., 2013). There is also evidence that introducing alimony for existing couples leads to a decrease in women's and an increase in men's labor supply (Rangel, 2006; Chiappori et al., 2016; Goussé and Leturcq, 2018).¹ The empirical evidence strongly suggests that maintenance payments influence couples' behavior. Nonetheless, I argue that to draw conclusions about how maintenance policies affect couples' welfare, a joint economic framework of couples' consumption, labor supply and time allocation and (endogenous) divorce is needed.

¹Looking at other divorce law changes, empirical studies find effects of introducing unilateral divorce on divorce rates (e.g., Friedberg, 1998 and Wolfers, 2006) and labor supply of married and divorced couples (e.g., Gray, 1998; Stevenson, 2007 and Stevenson, 2008). The magnitude of the effects often depend on the asset division regime, e.g., Voena, 2015.

To examine the consequences of post-marital maintenance policies for couples' welfare, I develop a dynamic structural model of married and divorced couples' decision-making. In my model divorced ex-spouses are linked by maintenance payments, which depend on both ex-spouses' labor earnings, their number of children and who the children stay with after divorce.

Decision-making of divorced couples is modeled as non-cooperative (dynamic) game. In deciding about their labor supply, each ex-spouse takes into account how own choices influence her/his ex-spouse's choices and how the stream of maintenance payments is affected. Accounting for the strategic interdependence in ex-spouses' labor supply decisions, which arises because of maintenance payments, is a novel feature relative to the previous literature.

Married spouses are influenced by maintenance policies as their outside options (their values of divorce) are affected by maintenance payments. In modeling decision-making in marriage I build on the limited commitment framework (see Kocherlakota, 1996; Ligon et al., 2002 and Marcet and Marimon, 2017) that has previously been used to model intertemporal household decision-making, e.g., by Mazzocco (2007), Voena (2015) and Fernández and Wong (2016).² Married spouses experience "love shocks", which account for non-economic reasons for staying married. If one spouse prefers divorce to staying married (e.g., because of a bad love shock draw) this may lead to a shift in bargaining power from the spouse who prefers staying married to the spouse who wants to divorce. Changes in maintenance policies impact each spouses' value of divorce and thus may trigger shifts in bargaining power or lead to divorce. The model includes savings in a risk-free asset and "learning by doing" human capital accumulation, i.e., by working during marriage model agents can increase their future expected wages and thus self-insure against losing resources upon divorce.³ By this mechanism maintenance payments weaken the individual incentives to supply labor and thus increase the possibilities for intra-household specialization according to comparative advantage. Maintenance payments thus facilitate efficient household specialization, while lowering maintenance payments promotes two-earner households.

The model is estimated using rich longitudinal data from Danish administrative records. Besides marital histories, labor supply and wages, the data include information on post-marital maintenance payments between ex-spouses, the number of children a couple has together, the children's age and who the children stay with, if a couple divorces. The estimated model matches the targeted data moments and replicates event-studies that document the evolution of work hours around divorce.

To assess how maintenance policies affect couples' decisions and welfare, I use the estimated

²See Chiappori and Mazzocco (2014) for a detailed description of limited commitment framework applied to household decision-making.

³See Doepke and Tertilt (2016) for an analysis of the impact of divorce risk on savings.

model as a policy lab to conduct counterfactual experiments. Based on such policy experiments I show that the (ex-ante) welfare maximizing policy is characterized by increased (tripled) child support payments and slightly lower alimony payments (12.5% lower), relative to the Danish status quo policy. Increasing child support induces married couples to specialize more, leads to smoother consumption paths around divorce and to a moderate reduction in labor supply among divorced women. Increasing alimony payments in contrast fails to provide insurance: Alimony payments lead to a strong reduction in labor supply among divorced men and women. Because of the strong labor supply reduction, increasing alimony payments leads to larger consumption drops upon divorce for women (i.e., women's consumption around divorce becomes less smooth). I thus show that alimony payments may have the opposite of the effect that is intended by policymakers.

To study how close maintenance policies can bring couples to efficiency, I compare the welfare maximizing policy to a first best scenario, in which frictions (limited commitment and non-cooperation in divorce) are removed from the model. The first best allocation is characterized by full consumption insurance and a higher degree of specialization among married couples, relative to the status quo and the welfare maximizing policy. In terms of women's and men's ex-ante wellbeing, I find that the first best allocation is a Pareto improvement relative to the status quo, while under the welfare maximizing maintenance policy women fare better, while men fare worse than under the status quo.

The contribution of this paper is threefold. First, I develop and estimate a model that incorporates a novel trade off that is relevant for studying maintenance policies. In my model maintenance payments provide insurance to the lower earner in couples and facilitate efficient intra-household specialization, but distort divorcees' labor supply incentives. This paper provides the first study of how maintenance payments should be designed in light of this trade off. I thereby add to a small literature that studies alimony and child support payments (see, e.g., Weiss and Willis, 1985; Weiss and Willis, 1993; Del Boca and Flinn, 1995; Flinn, 2000).⁴ Previous studies in this literature have used static models of divorced couples decision-making to study how compliance with maintenance policies and cooperation between ex-spouse can be encouraged by policymakers. Considering maintenance payments in a dynamic environment allows me to study how married couples, who face a risk of divorcing later in life, are affected by maintenance policies and analyze how maintenance payments interact with channels by which married spouses can self-insure, like human capital accumulation and savings.

Second, my research contributes to a literature that estimates dynamic economic models to

⁴ For an overview of this literature see Del Boca (2003).

study the impact of divorce law changes on household decisions and welfare. A large part of this literature is focussed on studying switches from mutual-consent to unilateral divorce and asset division upon divorce (e.g., Chiappori et al., 2002; Voena, 2015; Bayot and Voena, 2015; Fernández and Wong, 2016 and Reynoso, 2018).⁵ Less attention has been paid to policies like child support and alimony payments, that make spouses financially interdependent beyond divorce. A notable exception is a study by Brown et al. (2015), who study the impact of child support on child investments and fertility. My paper adds to this literature by examining child support and alimony payments in a framework that fully accounts for the strategic interdependence that such policies induce between ex-spouses' labor supply and savings decisions. Accounting for the strategic link between ex-spouses and by considering both extensive and intensive margin adjustments of women's and men's labor supply allows me to give a complete account of the labor supply disincentives incurred by maintenance policies.⁶

As a third contribution, this paper examines a first best scenario that serves as benchmark of what can be attained by maintenance policies (and divorce law changes more generally). I identify two key frictions that maintenance policies can help mitigate, limited commitment and non-cooperation in divorce. Removing these frictions yields the first best scenario. The first friction, limited commitment, has received a lot of attention in the previous literature (see Mazzocco, 2007; Voena, 2015; Fernández and Wong, 2016; Lise and Yamada, 2017). The second friction, non-cooperation in divorce, featured in most models of divorcees decision-making, but few have studied the welfare loss that non-cooperation in divorce entails and to what extent this loss can be overcome by policy.⁷ Using a decomposition I show that non-cooperation in divorce plays a larger role than the limited commitment friction. By providing this analysis I extend the work of previous studies that have examined welfare consequences of divorce law changes (e.g., Brown et al., 2015; Voena, 2015; Fernández and Wong, 2016). Contrasting the welfare maximizing maintenance policy to the first best allocation, allows me to study in what respects the welfare maximizing maintenance policy falls short relative to the first best allocation. In particular, I find that the first best scenario is a Pareto improvement over the welfare maximizing maintenance policy, indicating that there is scope for improvements in couples' welfare beyond what is attained by the welfare maximizing maintenance policy.

The remainder of this paper is organized as follows. The following section describes the institu-

⁵See Abraham and Laczo (2015) for a theoretical analysis of optimal asset division upon divorce.

⁶Previous studies in the literature focus exclusively on the extensive margin of female labor supply and take it as given that men always work full time.

⁷A notable exception is Flinn (2000), who analyzes a framework in which divorced couples endogenously choose between cooperation and non-cooperation and studies to what extent policymakers can encourage cooperation between ex-spouses.

tional background. Section 3 describes the data and presents empirical evidence from event-studies. Section 4 develops my model and section 5 describes the estimation. In section 6 I discuss the key frictions in my model and characterize the first best scenario. Section 7 shows results from policy simulations. In section 8 I draw welfare comparisons, solve for the welfare maximizing policy and contrast it with the first best allocation. Section 9 concludes.

2 Institutional Background

In most OECD countries divorce law formulates rules by which it is determined what amount of maintenance payments needs to be payed within divorced couples. These rules typically formulate how maintenance payments are to be computed based on both ex-spouse's labor incomes, the ex-couple's number of children and the childrens' age.⁸ The precise rules differ across countries and countries also differ in whether the rules are applied rigidly or serve as broad guidelines. For some countries, like, e.g., the U.S., is known that compliance with maintenance rules is low.⁹ I use Denmark as an example to study the impact of maintenance payments for three interrelated reasons: First, In Denmark rigid rules are applied to determine the amount of maintenance that is to be payed, second, maintenance payments are strongly enforced by the Danish government,¹⁰ and third, Danish administrative records that contain information on maintenance payments allow me to study to what extent the institutional rules are reflected in actual payments. In the following I describe the rules that are used to determine the size and duration of child support and alimony payments in Denmark.¹¹

2.1 Child Support

Child support is to be payed from the non-custodial to the custodial parent for each child under the age of 18 a divorced couple has together. The payments are computed based on the child support payer's labor income and the number of children. Consider divorced ex-spouses f and m . Suppose $s \in \{f, m\}$ holds custody of n_s children and the other ex-spouse $\tilde{s} \in \{f, m\} \setminus s$ has monthly labor earnings $I_{\tilde{s}}$. Then the non-custodial parent \tilde{s} is mandated to make monthly child support payments

$$cs(n_s, I_{\tilde{s}}, B) = B \cdot a(n_s, I_{\tilde{s}})$$

⁸See Vaus et al. (2017) and C. Skinner et al. (2007) for comparisons of maintenance payments in the OECD.

⁹Low compliance rates were found, e.g., for the US (see Weiss and Willis, 1985, Del Boca and Flinn, 1995 and Case et al., 2000).

¹⁰See C. Skinner et al. (2007) for an overview of which countries apply rigid rules versus broad guidelines.

¹¹Qualitatively the following descriptions apply to a wide range of countries. All functional forms and quantities inserted for policy parameters are specific to Denmark.

FIGURE 1: Child support rules

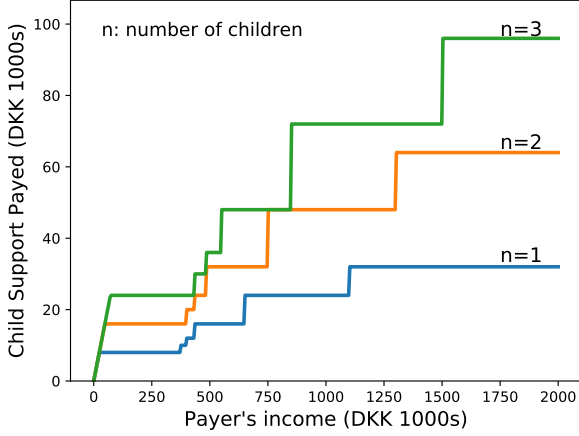
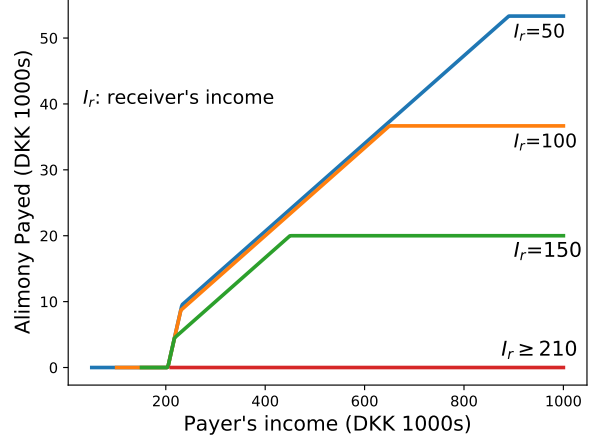


FIGURE 2: Alimony rules



Notes: Each figure is plotted for the 2004 value of the respective policy parameter (i.e., for $B = 9420$ and $\tau = 0.2$).

to the custodial parent s , where B is a basic money amount and $a(n_s, I_{\bar{s}}) \geq 1$ is a factor that is increasing in the child support payer's labor earnings $I_{\bar{s}}$ and the number of children n_s . The functional form of $a(n_s, I_{\bar{s}})$ and values for B for 1999-2010 are provided in appendix A. Figure 1 provides a graphical illustration of the dependence of child support payments on n_s and $I_{\bar{s}}$. Child support payments for a given child need to be made as long as the child is under the age of 18.

2.2 Alimony

Alimony payments are to be paid from the higher earning to the lower earning ex-spouse within a divorced couple. These payments are mandated independently of whether the divorced couple has children. Suppose $s \in \{f, m\}$ is the higher-earning and $\bar{s} \in \{f, m\} \setminus s$ is the lower-earning ex-spouse in terms of monthly labor earnings, i.e., $I_s > I_{\bar{s}}$. As a simple rule of thumb alimony payments equal a fraction τ of the monthly labor income difference, i.e.,

$$\tau \cdot (I_s - I_{\bar{s}}).$$

There are several exceptions to the rule of thumb taking the form of caps on alimony payments. These caps ensure that:

1. If the receiver's labor income is below C_1 , alimony payments equal $\tau \cdot (I_s - C_1)$.
2. The maintenance payer's labor earnings net of maintenance payments are not less than C_2 .
3. The maintenance receiver's labor earnings plus maintenance payments do not exceed C_3 .

For the formal functional form of alimony payments, $alim(I_s, I_{\bar{s}}, \tau)$, including the three caps see appendix A. Figure 2 gives a graphical example for the functional dependence of alimony on I_s and

$I_{\bar{s}}$. Alimony payments may last for up to ten years, but end if the receiving ex-spouse remarries or cohabits with a new partner.

2.3 Maintenance Payments

Maintenance payments equal the sum of child support and alimony, subject to a cap on the total amount of maintenance payments that ensures that the maintenance payer does not have to pay more than a third of her/his income. Denote by M_f the overall maintenance payments that are made from ex-husband to ex-wife (if $M_f > 0$) or from ex-wife to ex-husband (if $M_f < 0$) by the ex-wife and by M_m the payments made or received by the ex-husband ($M_m = -M_f$ denotes the same payments from the ex-husbands perspective). The overall maintenance payments equal

$$M_f(n_f, n_m, I_f, I_m) = -M_m(n_f, n_m, I_m, I_f) = \min \left\{ \frac{1}{3}I_m, cs(n_f, I_m) + alim(I_m, I_f) \right\} - \min \left\{ \frac{1}{3}I_f, cs(n_m, I_f) + alim(I_f, I_m) \right\}.$$

In my dynamic model I account for post-marital maintenance payments by adding M_f and M_m to the budget set of the ex-wife and ex-husband respectively.

3 Data and Descriptive Statistics

I use Danish register data covering 33 years from 1980 to 2013. The data include all Danish individuals who have been married at some point during the covered period. For each year I observe each individual's annual labor income, labor force status and hours worked. Hours worked are employer-recorded in five bins of weekly hours (<10 , $10-19$, $20-29$, $30-37$ and ≥ 38).¹² Moreover I observe each individual's marital history (starting from 1980) and number of children as recorded in the Danish birth register.¹³ For divorced individuals I additionally observe the amount of maintenance payments they make to or receive from their ex-spouse and with which parent divorced couples' children continue to live after divorce.¹⁴ I restrict the sample to couples where both spouses are in their first marriage, aged between 25 and 58 and where at least one spouse is working in at least one sampled year. Furthermore I exclude couples where one spouse has a child from a previous relation-

¹²See Lund and Vejlin (2015) for a detailed description of the measurement of hours worked in Danish register data.

¹³By using information from the Danish birth register I can distinguish the biological children that a couple has *together* from children living with the couple that are not biological children of the couple (e.g., children that one of the spouses has with someone else).

¹⁴Maintenance payments are recorded by tax authorities. The data source is the maintenance payer's tax declaration.

ship.¹⁵ The final sample includes 279,197 couples (558,394 individuals) and 4,912,474 couple-year observations. Table E.1 presents summary statistics for the final sample.

TABLE 1: Summary statistics, Danish register data

Variable	Mean	Std. Dev.
Age	38.70	7.68
Employed female	0.88	0.32
Employed male	0.93	0.26
Weekly hours worked female (cond. on working)	33.80	7.67
Weekly hours worked male (cond. on working)	34.36	8.22
Annual earnings female (DKK 1000s)	219	147
Annual earnings male (DKK 1000s)	299	241
No. of children (married)	1.40	0.98
% divorced after 5 years	6.91	25.38
% divorced after 10 years	15.28	35.98
% divorced after 15 years	21.57	41.13
% divorced after 20 years	25.26	43.44
% divorced after 25 years	28.29	45.04

Notes: Summary statistics from Danish register data. Pooled sample of 4,912,474 couple-year observations.

For the estimation of the structural model I further make use of information on housework hours. These data are obtained from the *Danish Time Use Survey*, which was conducted in 2001 among a 2,105 households representative sample of the Danish population.¹⁶ Table 2 presents summary statistics computed by reweighting the data to match the age distribution of my main sample. A limitation of the *Danish Time Use Survey* is that married couples cannot be distinguished from cohabiting ones and divorced individuals cannot be distinguished from singles. I therefore pool these groups when making use of the time use data.

¹⁵This case would be complicated to study as there would be child support payments to be made or received for the children from previous relationships as well.

¹⁶For a detailed description of the data see Browning and Gørtz (2012).

TABLE 2: Summary statistics (age-reweighted), Danish time use survey

Variable	Mean	St. dev.	Obs.
Housework hours female (married/cohabiting)	18.82	9.93	1271
Housework hours female (divorced/single)	19.92	8.94	156
Housework hours male (married/cohabiting)	10.83	8.08	1227
Housework hours male (divorced/single)	12.48	7.62	169

Notes: Summary statistics from the Danish Time Use survey 2001. Cross-section of 2,105 households. The data are reweighted to match the age distribution in the Danish register data. Housework hours are total weekly hours spent on household chores and child care.

3.1 Maintenance payments: data vs. imputations

Previous work based on U.S. data generally found low compliance with maintenance policies data and was therefore mainly focussed on understanding how compliance behavior may respond to policy changes (Weiss and Willis, 1985; Weiss and Willis, 1993; Del Boca and Flinn, 1995; Flinn, 2000).¹⁷ In Denmark in contrast maintenance policies are strongly enforced by the government, which allows me to take compliance as given, when studying the impact of policy changes.¹⁸

To confirm in the data to what extent actually implemented maintenance payments correspond to the institutional rules I compute annual imputed maintenance payments for each divorced couple in my sample based on the Danish institutional rules described in section 2 and check to what extent the imputations conform with maintenance payments recorded in the administrative data.

¹⁷For a survey of these studies see Del Boca (2003).

¹⁸In Denmark, if the ex-spouse mandated to pay maintenance refuses to make the payments a public agency helps to collect the outstanding payments. In case of non-compliance this agency can withhold tax refunds (see Rossin-Slater and Wüst, 2016.)

FIGURE 3: Maintenance payments, data and imputations

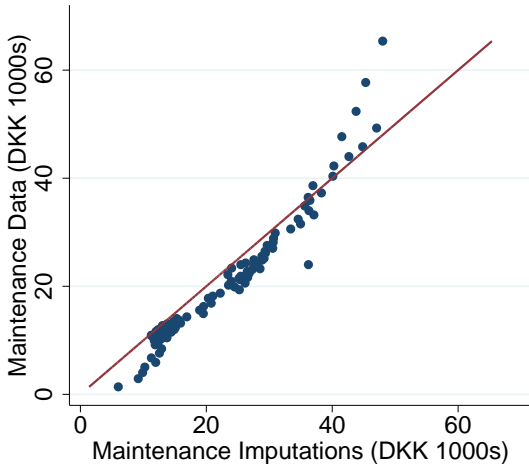


FIGURE 4: Maintenance payments by payer's labor income, data and imputations

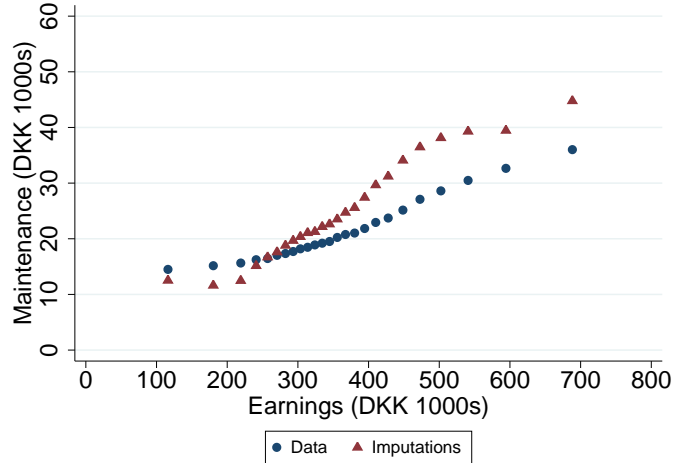
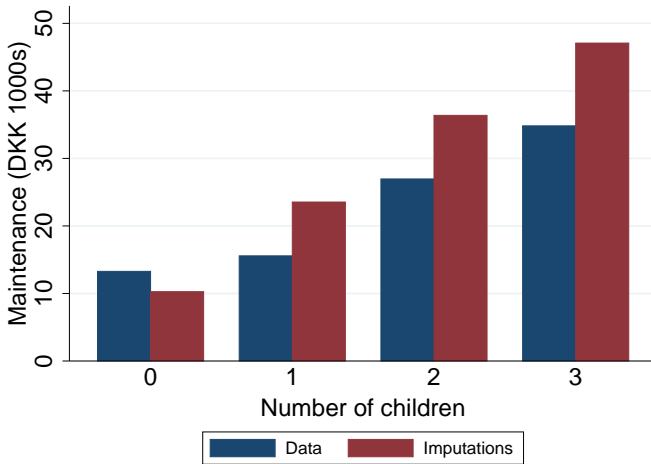


FIGURE 5: Maintenance payments by no. children, data and imputations



Notes: The figures are based on observations, covering all divorced couples in my sample. Figure 3 and 4 display binned scatterplots, where each dot corresponds to a percentile of the underlying distribution.

Figures 3 - 5 show how well the imputations match the observed data regarding several aspects. Figure 3 plots average imputed maintenance payments against observed maintenance payments in a binned scatter plot. The plot exhibits some small deviations, but by and large is clustered around the 45 degree line, confirming that on average the imputations of maintenance payments are close to the payments observed in the data. Figure 4 shows how maintenance payments evolve with the maintenance payer's labor income in the observed data and for my imputations of maintenance payments respectively. Both the maintenance imputations and the maintenance data exhibit a positive gradient in the payer's labor income that is steepest between 300,000 and 500,000 DKK

and somewhat flatter outside this income range. This gradient however is somewhat steeper in the imputations than in the data. Figure 5 shows imputed and actual annual maintenance payments by number of children. My imputations capture that maintenance payments are increasing in the number of children divorced couples have and the magnitude of the increase is similar in my imputations and in the data. The level of maintenance payments however is higher in the imputations than in the data for couples with 1,2 and 3 children, while being somewhat lower for couples with 0 children. Overall, the displayed relationships show that the institutional rules about maintenance payments are reflected in the actual payments, although the precise amounts may deviate to some extent.

3.2 Evidence from event studies: work hours around divorce

To understand the relevance of post-marital maintenance payments it is important to know to what extent (and in what direction) divorcing spouses adjust their labor supply upon divorce. This subsection presents empirical evidence on the order of magnitude by which women and men adjust their labor supply before and after getting divorced. I conduct event study regressions that exploit variation in the timing of divorce to separate labor supply changes that are associated with divorce from general marriage duration and time trends.¹⁹

As outcome variable I consider work hours, as recorded in the Danish register data. This measure of work hours corresponds to weekly work hours and distinguishes between 5 work hours bins (<10 , $10-19$, $20-29$, $30-37$ and ≥ 38). I code work hours to be equal to 0 in case of non-participation, 38 in case of full-time and equal to the mid-point of the respective bin, if work hours fall into one of the bins. Following the specification used in Kleven et al. (2016) I include calendar year fixed effects as well as fixed effects that control for the time that elapsed since a couple got married for the first time. Denote by h_{ict} the weekly work hours of individual i in calendar year $c \in \{1980, 1981, \dots, 2013\}$ in t year after first getting married. I run the following regression separately for women and men

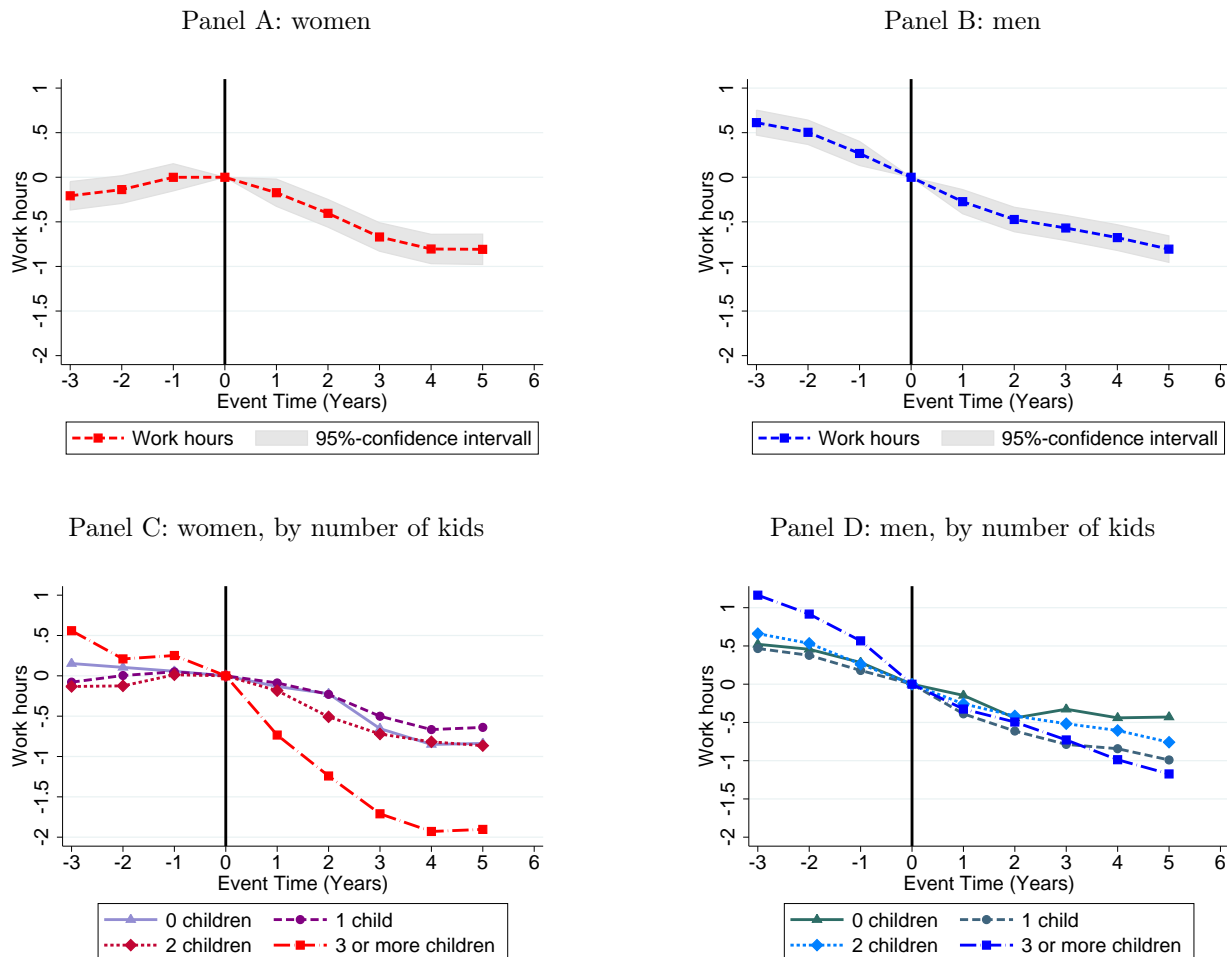
$$h_{it} = a_{c(i,t)} + b_t + \sum_{r=-3}^6 \kappa_r \cdot D_{it+r} + \nu_{it}, \quad (1)$$

where D_{it} is a dummy indicating whether individual i gets divorced after having been married for t years. b_t are fixed effects that control for t , the time that elapsed since i got married for the first time. $a_{c(i,t)}$ are calendar time fixed effects, where $c(i,t)$ denotes the calendar year in which t years have elapsed since i got married for the first time. I consider an event time window of 3 years

¹⁹In similar analyses Fisher and Low (2015) and Fisher and Low (2016) consider the evolution of divorcing spouses' labor income (as well as other sources of income) after divorce.

before and 6 years after divorce. Panel A and B in figure 6 plot the coefficient estimates separately for women and men. Panel C and D in figure 6 show coefficient estimates from separate regressions by number of children (and for women/men).²⁰

FIGURE 6: Weekly work hours around divorce



Notes: Each figure contains coefficient estimates of 1, for women (panel A), men (panel B) and separately by number of children (panel C and D). Included are all individuals in my sample, that are observed for at least 3 periods prior and 6 periods after getting divorced.

The graphs show that both men and women reduce their labor supply upon divorce. Following divorce both men and women reduce their weekly work hours by 0.75 hours. For men this is complemented by a 0.5 work hours reduction in the three years preceding divorce.²¹ These findings

²⁰For better overview panel B and C in figure 6 do not include confidence intervals. The respective graphs along with 95% confidence intervals are displayed in separate figures, F.1 and F.2.

²¹In a similar analyses for the U.S. Johnson and J. Skinner (1986) and Mazzocco et al. (2014) find that women increase and men decrease work hours around divorce. Johnson and J. Skinner (1986) find effects in the years preceding divorce for women. Effects preceding divorce could be due to anticipation of divorce or because of events that cause persistent changes in labor supply as well as persistent changes in the divorce probability.

have interesting implications, in the context of maintenance payments. First, if divorcing spouses reduce their work hours (and thus their earnings) the mandated amount of maintenance payments is affected. In particular for the person paying child support and/or alimony, a reduction in own earnings reduces the amount of mandated payments. For the person receiving alimony, in contrast, a reduction in own earnings increases the received alimony payments. At the same time maintenance payments directly improve the financial situation of the maintenance receiver, i.e., the consumption effect of a reduction in the receiver's earnings is mitigated by maintenance payments.

4 Model

This section describes a dynamic structural model of labor supply, home production, savings and divorce that incorporates the following main features of married and divorced couples' decision-making: 1. divorced ex-spouses are linked by maintenance payments and interact non-cooperatively, 2. married couples make decisions cooperatively subject to limited commitment, i.e., bargaining power and divorce rates respond to changes in married spouses' outside options, 3. agents are forward looking and working improves their future wages, i.e., working during marriage mitigates financial losses upon divorce.

In the model a female individual f and a male individual m interact in each time period either as married couple or as divorced ex-spouses. The model is set in discrete time, m and f are married in period 1 and decide in each time period $t \in \{1, 2, \dots, T\}$ about work hours h_f, h_m , housework hours q_f, q_m , (private) consumption c_f, c_m , savings in a joint asset A_t and (if married) whether to stay married or get divorced. Work hours are discrete, i.e., each spouses working hours are chosen from finite sets \mathcal{H}_f and \mathcal{H}_m . In period T spouses retire and live as retirees until period $T + R$.

At the outset of the model, in period $t = 1$, couples are heterogenous in their initial number of children, n_1 and initial assets A_1 . During marriage a new child is born in each time period $t < T$ with probability $p(t, n_t)$, which is a function of t and n_t , the number of children already present in the household.²²

As I model couples who are just married at the outset of the model, household formation is taken as given. The model hence is useful for studying the impact of policy changes on the population of already married couples, but does not address how household formation is affected by post-marital

²²Not modelling an endogenous fertility process is in line with the previous literature that evaluates divorce law changes using formal economic models (e.g., Fernández and Wong (2016), Voena (2015), Bayot and Voena (2015), Reynoso (2018)). See Adda et al. (2011) for dynamic structural model of career choices and fertility and Doepke and Kindermann (2016) for a household bargaining model with endogenous fertility.

maintenance payments.

Preferences.

Model agents $s \in \{f, m\}$ derive utility from private consumption c_s , from a household good Q and from leisure time ℓ_s . The household good represents a couple's children well-being as well as goods and services produced within the household, like home made meals and cleaning up. Q is produced from time inputs q_f, q_m and is a public good within married couples, but becomes private when a couple divorces.

Intraperiod utility is additively separable in consumption, leisure, the household good and a taste shock that affects an individual's utility of being married relative to being divorced. The intraperiod utility function of married spouses $s \in \{f, m\}$ is given by²³

$$u_s^{mar}(c_s, \ell_s, Q, \xi_s) = \frac{c_s^{1+\eta_s}}{1+\eta_s} + \psi_s \frac{\ell_s^{1+\gamma_s}}{1+\gamma_s} + \lambda(n) \frac{Q^{1+\kappa}}{1+\kappa} + \xi_s,$$

where n denotes the couple's number of children and $\lambda(n) = B \cdot (1 + b \cdot n)$, i.e., the relevance of the household good depends on the number of children present in the household. In order to account for persistence in the taste for marriage ξ_s is assumed to follow a random walk with shocks correlated across s . Specifying ξ_s to be individual specific rather than specific to the couple, allows for greater flexibility in marital status dynamics.²⁴

The intraperiod utility function of divorced ex-spouses is given by

$$u_s^{div}(c_s, h_s, Q_s) = \frac{c_s^{1+\eta_s}}{1+\eta_s} + \psi_s \frac{\ell_s^{1+\gamma_s}}{1+\gamma_s} + \lambda(n_s) \frac{Q_s^{1+\kappa}}{1+\kappa},$$

where the s subscript on Q_s accounts for the fact that the household good Q is not public within divorced couples and n_s denotes the number of children living with spouse s after divorce.

Home Production.

Each spouse $s \in \{f, m\}$ has a time budget H_s , which is allocated between work, home production and leisure time, i.e., $H_s = h_s + q_s + \ell_s$. The technology by which the household good Q is produced takes female and male home production time q_f, q_m as inputs and has a constant elasticity of

²³Time subscripts are omitted for convenience. Q is a public good within married households and hence has no s subscript.

²⁴Imposing marriage specific quality shocks, i.e., $\xi_f = \xi_m$ within each married couple, rules out situations where the spouse who benefits most in economic terms from the marriage wants to divorce while the spouse who benefits least in economic terms wants to maintain the marriage.

substitution form

$$Q = F_Q(q_f, q_m) = (aq_f^\sigma + (1-a)q_m^\sigma)^{\frac{1}{\sigma}},$$

where σ controls the degree of substitutability between q_f and q_m and the factor $a \in [0, 1]$ captures productivity differences between the male and the female time input. The parameters σ and a jointly determine to what extent male and female non-work time are substitutes or complements in the process of producing the household good. Importantly married couples produce the household good jointly, while in divorced ex-couples each ex-spouse produces a separate household good, i.e., during marriage $Q = F_Q(q_f, q_m)$ and in divorce $Q_f = F_Q(q_f, 0)$ and $Q_m = F_Q(q_m, 0)$.

Economies of Scale and Expenditures for Children.

I account for economies of scale in married couples' consumption and expenditures for children by specifying the household expenditure function (cf. Voena, 2015)

$$F_x(c_f, c_m, n) = e(n)(c_f^\rho + c_m^\rho)^{\frac{1}{\rho}}.$$

For $\rho \geq 1$ and given expenditures $x_t = F_x(c_f, c_m, n)$ this functional form allows married couples to enjoy economies of scale from joint consumption, while there are no economies of scale if only one spouse consumes. $e(n) \geq 1$ is an equivalence scale that accounts for expenditures for children, where $e(0) = 1$ and $e(n)$ is strictly increasing in n . A married couple with n children and private consumption levels c_f, c_m hence has expenditures $x_t^{mar} = F_x(c_f, c_m, n)$. The individual expenditures of divorcees f, m with consumption levels c_f, c_m are $x_{ft}^{div} = F_x(c_f, 0, n_f)$ and $x_{mt}^{div} = F_x(0, c_m, n_m)$, meaning there are no economies of scale from joint consumption and each divorcee has expenditures only for children that continue to live with her/him.

Wages.

For each spouse $s \in \{f, m\}$ the wage process depends on human capital K_{ft}, K_{mt} and an i.i.d. random component ϵ_{st}

$$\ln(w_{st}) = \phi_{0s} + \phi_{1s}K_{st} + \epsilon_{st},$$

$$\epsilon_{st} \stackrel{iid}{\sim} \mathcal{N}(0, \sigma_{s\epsilon}).$$

Human capital K_{st} is discrete with values $\{0, 1, 2, \dots, K_{\max}\}$ and is accumulated through learning by doing.²⁵ In particular from period t to $t + 1$, the stock of human capital K_{st} increases by one unit with probability $p_K(h_{st})$, which is strictly increasing in period t working hours. As functional form for p_K I impose $p_K(h_{st}) = 1 - \exp(-\alpha_s h_{st})$, where α_s controls how responsive the human capital process is to work hours. At the same time K_{st} constantly depreciates with (exogenous) probability p_δ . This leads to the following law of motion for human capital:

$$K_{st} = \begin{cases} \min\{K_{st-1} + 1, K_{\max}\} & \text{with prob. } p_K(h_{t-1})(1 - p_\delta) \\ K_{st-1} & \text{with prob. } p_K(h_{t-1})p_\delta + (1 - p_K(h_{t-1}))(1 - p_\delta) \\ \max\{K_{st-1} - 1, 0\} & \text{with prob. } (1 - p_K(h_{t-1}))p_\delta. \end{cases}$$

Allowing for learning by doing adds an important dynamic component to the model. By working during marriage model agents can increase their individual expected future wages and thereby can self-insure against losing access to their spouses income upon divorce.

Problem of Divorced Couples.

Divorced couples are linked by maintenance payments and interact non-cooperatively.²⁶ Each ex-spouse makes choices to maximize her/his own discounted lifetime utility, taking into account how decisions affect the stream of maintenance payments that flows from one ex-spouse to the other. As both ex-spouses' decisions jointly impact the amount of maintenance payments, the interaction of divorced couples becomes strategic.

In each time period each ex-spouse chooses her/his time allocation between work hours, home production hours and leisure time as well as consumption and savings in a risk free asset A_{st+1} , subject to the budget constraint

$$x_{st}^{div} = w_{st}h_{st} + \Xi_t M_{st} + (1 + r)A_{st} - A_{st+1}, \quad (2)$$

where r denotes the risk free interest rate and maintenance payments are denoted by $M_{ft} = -M_{mt} = M_f(n_{ft}, n_{mt}, w_{ft}h_{ft}, w_{mt}h_{mt})$. Note that f 's work hours decision hence impacts m 's decision problem through the maintenance payments M_m in m 's budget constraint (vice versa m 's work hours decision also affect f 's budget constraint). Period t maintenance payments depend on the each ex-spouse's period t labor income and the number of children living with each ex-spouse. The func-

²⁵By making these assumptions I can include human capital for both spouses, while keeping the dimension of the state space manageable. In my estimations I impose $K_{\max} = 4$.

²⁶Flinn (2000) analyzes a framework in which the interaction mode between divorcees is endogenous.

tional form of M_f is as described in section 2, i.e., corresponds exactly to the Danish institutional setting. To account for the duration for which maintenance payments are made I introduce an indicator variable Ξ_t that equals 1 as long as maintenance payments are ongoing. In each period maintenance payments are discontinued ($\Xi_t = 0$) with probability $1 - p_M$, implying an average duration of maintenance payments of $\frac{1}{1-p_M}$ time periods. Once discontinued maintenance payments remain at zero (i.e., if $\Xi_t = 0$ then $\Xi_{t+1} = 0$).

In order to determine allocations in this setting I restrict my attention to Markov-Perfect equilibria. To rule out multiplicity of equilibria which often occurs in simultaneous-move games I impose sequential (stackelberg type) decision-making within time periods. In particular I assume that within each time period m chooses first and f responds optimally to m 's choices.^{27,28}

Denote the period t decisions of spouse s by $\iota_s = (c_{st}, h_{st}, q_{st}, \ell_{st}, A_{st+1})$. In the second stage of time period t , f solves the following decision problem. Given m 's first stage choices ι_{mt} and given the vector of period t state variables $\Omega_t^{div} = (A_{ft}, A_{mt}, n_{ft}, n_{mt}, K_{ft}, K_{mt}, \epsilon_{ft}, \epsilon_{mt}, \Xi_t)$, f solves²⁹

$$\begin{aligned} \tilde{\iota}_{ft} &= \arg \max_{\iota_{ft}} u_f^{div}(c_{ft}, \ell_{ft}, Q_{ft}) + \beta \mathbb{E}_t[V_{ft+1}^{div}(\Omega_{t+1}^{div})] & (3) \\ \text{s.t. } x_{ft}^{div} &= w_{ft}h_{ft} + \Xi_t M_f(n_{ft}, n_{mt}, w_{ft}h_{ft}, w_{mt}h_{mt}) + (1+r)A_{ft} - A_{ft+1} \\ Q_{ft} &= F_Q(q_{ft}, 0) \\ H_f &= h_{ft} + q_{ft} + \ell_{ft}. \end{aligned}$$

In the first stage, m makes his decision taking into account how it influences his female ex-spouse's second stage response $\tilde{\iota}_{ft}$, i.e., m solves

$$\begin{aligned} \iota_{mt}^* &= \arg \max_{\iota_{mt}} u_m^{div}(c_{mt}, \ell_{mt}, Q_{mt}) + \beta \mathbb{E}_t[V_{mt+1}^{div}(\tilde{\Omega}_{t+1}^{div})] & (4) \\ \text{s.t. } x_{mt}^{div} &= w_{mt}h_{mt} + \Xi_t M_m(n_{ft}, n_{mt}, w_{ft}\tilde{h}_{ft}, w_{mt}h_{mt}) + (1+r)A_{mt} - A_{mt+1} \\ Q_{mt} &= F_Q(0, q_{mt}) \\ H_m &= h_{mt} + q_{mt} + \ell_{mt}, \end{aligned}$$

where \tilde{h}_{ft} denotes f 's optimal work hours response and $\tilde{\Omega}_{t+1}^{div}$ is the vector of state variables given

²⁷(Weiss and Willis, 1993) model decision-making of divorced couples as (static) stackelberg game. Kaplan (2012) imposes sequential decision-making to ensure uniqueness of a Markov-Perfect equilibrium in a similar dynamic two-player setting, where youths interact with their parents. His paper provides a discussion of multiplicity of Markov-Perfect equilibria in dynamic two-player settings.

²⁸Changing the timing of the game such that f moves first tends to produce unrealistically low levels of male labor supply.

²⁹ f 's optimal choices depend functionally on m 's first stage choices (e.g., for labor supply $\tilde{h}_{ft} = \tilde{h}_{ft}(\iota_{mt})$). For convenience I suppress the functional dependence in my notation.

f 's optimal second stage response. Given m 's optimal choices l_{mt}^* and f 's optimal responses

$$l_{ft}^* = \tilde{l}_{ft}(l_{mt}^*),$$

the value of divorce for ex-spouse $s \in \{f, m\}$ is given by

$$V_{st}^{div}(\Omega_t^{div}) = v_s^{div}(c_{st}^*, \ell_{st}^*, Q_{st}^*) + \beta \mathbb{E}_t[V_{st+1}^{div}(\Omega_{t+1}^{div})]$$

where $c_{st}^*, h_{st}^*, Q_{st}^*$ denote the respective components of l_{st}^* and Ω_{t+1}^{div} is the vector of state variables given optimal period t choices of f and m . Given the period T value of divorce V_{sT}^{div} (the value of entering retirement as divorcee) for $s \in \{f, m\}$ the decision problems (3) and (4) and equation (5) recursively define the value of divorce V_{st}^{div} for every period $t \in \{1, \dots, T-1\}$ for $s \in \{f, m\}$.

Division of Assets upon Divorce and Child Custody.

If a couple divorces in period t savings in the joint asset A_t are divided among the divorcing spouses. I assume that property is divided equally, such that each spouse receives $\frac{A_t}{2}$. Equal property division is a close approximation to the property division regime that is in place in Denmark, where assets accumulated during marriage are divided equally, but assets held prior to marriage are exempt from property division.

Upon divorce it is furthermore decided which spouse receives physical custody of the divorcing couples children. I assume all children either stay with their mother, $n_{ft} = n_t$, with exogenous probability p_{cust_f} , or with their father, $n_{mt} = n_t$, with probability $1 - p_{cust_f}$. In case of multiple children I do not account for cases where some children stay with their mother, while others stay with their father, as this would increase the dimensionality of the state space and increase the computational complexity of the model solution drastically. In my sample I observe that in 93% of all divorcing couples all children stay with one parent, while in 7% of all cases some children stay with each parent.

Problem of Married Couples.

Married couples make decisions cooperatively subject to limited commitment. In limited commitment models of the family the outside options of both spouses impact the distribution of bargaining power between husband and wife and the propensity of the couple to divorce. As policy changes to post-marital maintenance payments affect each spouse's outside option, the limited commitment framework allows maintenance payments to impact the intra-household distribution of bargaining

power and divorce rates.

In each time period married couples choose work hours, home production hours, (private) consumption for each spouse and savings in the joint asset A_{t+1} . Define the vector of period t state variables of a married couple by $\Omega_t^{mar} = (\mu_{ft}, A_t, n_t, K_{ft}, K_{mt}, \epsilon_{ft}, \epsilon_{mt}, \xi_{ft}, \xi_{mt})$ and denote a married couple's choice variables by $\iota_t = (c_{ft}, c_{mt}, h_{ft}, h_{mt}, q_{ft}, q_{mt}, \ell_{ft}, \ell_{mt}, A_{t+1}, D_t)$, where $D_t = 1$ indicates the couple's decision to get divorced in t . Conditional on the decision to stay married ($D_t = 0$) and for given female bargaining power μ_{ft} the couple solves the constrained maximization problem

$$\begin{aligned}
\iota_t^* &= \arg \max_{\iota_t} \mu_{ft} (u_f^{mar}(c_{ft}, \ell_{ft}, Q_t, \xi_{ft}) + \beta \mathbb{E}_t[V_{ft+1}]) \\
&\quad + (1 - \mu_{ft}) (u_m^{mar}(c_{mt}, \ell_{mt}, Q_t, \xi_{mt}) + \beta \mathbb{E}_t[V_{mt+1}]) \\
\text{s.t. } x_t^{mar} &= w_{ft} h_{ft} + w_{mt} h_{mt} + (1 + r)A_t - A_{t+1} \\
Q_t &= F_Q(q_{ft}, q_{mt}) \\
H_f &= h_{ft} + q_{ft} + \ell_{ft} \\
H_m &= h_{mt} + q_{mt} + \ell_{mt}
\end{aligned} \tag{5}$$

and the value of marriage for spouse s is

$$V_{st}^{mar}(\Omega_t^{mar}) = u_s(c_{st}^*, \ell_{st}^*, Q_t^*, \xi_{st}) + \beta \mathbb{E}_t[V_{st+1}], \tag{6}$$

where $c_{st}^*, q_{st}^*, \ell_{st}^*$ are the respective components of ι^* and Q_t^* is the quantity of the home good that is produced at q_{ft}^*, q_{mt}^* .

The $t + 1$ continuation value V_{st+1} depends on whether the couple stays married $D_{t+1} = 0$ or gets divorced $D_{t+1} = 1$ in $t + 1$ and is given by

$$V_{st+1} = D_{t+1} V_{st+1}^{div}(\Omega_{t+1}^{div}) + (1 - D_{t+1}) V_{st+1}^{mar}(\Omega_{t+1}^{mar}).$$

In the limited commitment framework intra-household bargaining power may shift if one spouses participation constraint is violated. If at given female bargaining power μ_{ft} both spouses participation constraints are satisfied, i.e.,

$$V_{st}^{mar}(\Omega_t^{mar}) \geq V_{st}^{div}(\Omega_t^{div}) \text{ for } s \in \{f, m\}, \tag{7}$$

then it is individually rational for both spouses to stay married. In this case the couple stays married

and makes decisions according to (5). If however the participation constraint (7) is violated for one spouse but not the other, bargaining power is increased (if f 's participation constraint is violated) or decreased (if m 's participation constraint is violated) until the spouse whose participation constraint is binding is just indifferent between staying married and getting divorced. Divorce occurs if no value of μ_{ft} exists such that both spouses' participation constraints are satisfied simultaneously.

Policy changes to post-marital maintenance payments typically increase the value of one spouse's outside option while decreasing the value of the other spouse's outside option. Under limited commitment this may trigger changes in intrahousehold bargaining power. Furthermore divorce rates may respond to such policy changes, if divorce becomes too attractive relative to staying married for (at least) one spouse and if reallocating bargaining power cannot restore the incentives to stay married for both spouses.

5 Estimation

To obtain estimated values for the structural parameters of my model I proceed in three steps. First, a small subset of the model parameters is set externally to match values from the previous literature. Next, several model parameters are estimated directly from the data without making use of the structural model. The remaining parameters are estimated by the method of simulated moments (MSM), (see Pakes and Pollard, 1989; McFadden, 1989), i.e., I use numerical optimization techniques to find model parameters such that a set of simulated model moments match the corresponding moments from the data as close as possible. The next subsections describe each of the three steps of obtaining estimates of my model parameters in more detail.

5.1 Pre-set parameters.

I pre-set several model parameters to match values from the literature. These parameters and the values that I fix them at are summarized in table 3. I set the relative risk-aversion η to 1.5 and the annual discount factor to 0.98 in line with Attanasio et al. (2008). As annual interest rate I take the average yearly deposit rate across my sample period, which is published by the danish central bank. Following Voena (2015) I fix the economies of scale parameter ρ at 1.4023, which is the value implied by the McClements scale.

I set a time period to correspond to three years to keep the computational complexity manageable and in line with previous studies (see Voena, 2015; Reynoso, 2018). I solve the model for $T = 10$ and $TR = 4$, i.e., for individuals whose working life lasts for 30 years after getting married and

who spent live for 12 years as retirees after their working life has ended. For both spouses, f and m the domain of weekly working hours is restricted to four values: non-participation (0 hours) two levels of part-time work (20 and 30 hours) and full time work (38 hours). To arrive at annual work hours I impose that one year consists of 49 working weeks. I fix the overall weekly time budget at 50 hours ($H_f = H_m = 50$), such that if a person works full time there is a residual of 12 hours to be allocated between weekly housework and leisure.

TABLE 3: Pre-set parameters

Parameter	Value	Source
Implied annual discount factor:	0.98	Attanasio et al. (2008)
Risk aversion (η):	1.5	Attanasio et al. (2008)
Implied annual interest rate:	0.046	Abildgren (2005) & Danmarks Nationalbank implied by McClements scale
Economies of scale (ρ):	1.4023	(see Voena, 2015)
Number of time periods (T):	10	-
Duration of retirement (TR):	4 time periods	-
Implied weekly work hours domain:	$\{0, 20, 30, 38\}$	-

Notes: For ease of interpretation the table presents the implied annual discount factor and interest rate and the implied weekly work hours domain, rather than the corresponding numbers for a model time period (which corresponds to three years).

5.2 Directly estimated parameters.

A subgroup of parameters are estimated directly from the data. These parameters are 1. the parameters governing the fertility process 2. the parameters governing compliance with maintenance policies and the duration of maintenance payments and 3. parameters related to child custody.

Fertility process The parameters of the fertility process are the initial (period 1) distribution of children

$$p_{n_1}(n) = P(n_1 = n) \quad \text{for } n \in \{0, 1, 2, 3\}$$

and the probabilities of giving birth to an additional child as a function of the model time period t and the number of children already present in the household³⁰

$$p_n(t, n_t) = P(\text{birth}|t, n_t) \quad \text{for} \quad n_t \in \{0, 1, 2\}, 1 \leq t < T.$$

I estimate $p_{n_1}(n)$ and $p_n(t, n_t)$ by computing the corresponding sample means and Markov transition probabilities from the Danish birth register data. The estimates for p_{n_1} are reported in table 4. The matrix of estimated Markov transition probabilities is presented in table 5. Note that for $t \geq 4$ (i.e., after 12 years of marriage) birth probabilities generally are practically equal to 0.

TABLE 4: Initial number of children distribution, p_{n_1}

n	0	1	2	3
$p_{n_1}(n)$	0.34	0.37	0.25	0.04

Notes: Source: Danish birth register.

TABLE 5: Fertility process, $p_n(t, n_t)$

	$n = 0$	$n = 1$	$n = 2$
$p_n(t = 1, n_1 = n)$	0.25	0.23	0.05
$p_n(t = 2, n_2 = n)$	0.08	0.19	0.04
$p_n(t = 3, n_3 = n)$	0.02	0.06	0.03
$p_n(t = 4, n_4 = n)$	0.01	0.01	0.01
$p_n(t \geq 5, n_5 = n)$	0.00	0.00	0.00

Notes: Source: Danish birth register.

5.3 Method of simulated moments estimation.

The remaining model parameters that are estimated using the method of simulated moments are (for $s \in \{f, m\}$) the parameters governing preferences for leisure γ_s , ψ_s and preferences for the home good B , b , κ , the parameters governing home production a , σ , the love shock parameters μ_ξ , σ_ξ , r_ξ and the parameters governing the wage processes ϕ_{0s} , ϕ_{1s} , $\sigma_{\epsilon,s}$, α_s , $p_{\delta,s}$. I denote the vector of structural model parameters estimated by MSM by θ . For a given θ I solve the structural

³⁰Note that I allow couples to have at most 3 children, i.e., $p_n(t, 3) = 0$ for all t .

model by backwards recursion, simulate data for 20,000 hypothetical couples and compute the vector of simulated moments $m(\theta)$. MSM-estimates $\hat{\theta}$ are obtained by minimizing the distance between simulated model moments and their empirical counterparts \hat{m}

$$\min_{\theta} (m(\theta) - \hat{m})' \widehat{W} (m(\theta) - \hat{m}).$$

The empirical moments I target are conditional averages of working hours, housework hours and wages, where I condition on marital status (married/ divorced) and number of children.³¹ I also target the fraction of ever divorced couples by time that elapsed since couples got married. Overall I target 53 empirical moments.

As weighting matrix \widehat{W} I use the diagonal matrix with the inversed variances of the empirical moments as diagonal entries.³² The MSM parameter estimates are presented in table 6 together with asymptotic standard errors (see, e.g., Newey and McFadden, 1994). For an assessment of the model fit figure 7 contrasts average outcomes computed from model simulations with the respective empirical moments computed from my data. In particular Panel A-C of figure 7 show average work hours, housework hours and wages (computed separately by marital status, but averaged over number of children). Panel D shows the fraction of ever divorced couples by the time that elapsed, since they first got married. Overall the model matches the considered data moments well, even though the model simulations deviate slightly from the data for married men's wages and work hours (my model slightly underpredicts these moments) and divorced women's housework hours (which are slightly overpredicted by my model). To give the full picture of how well my model fits all 53 targeted empirical moments table E.1 contrasts all targeted empirical moments with their counterparts from model simulations at the estimated parameters. Relative to figure 7, table E.1 also shows how well my model captures heterogeneity in the observed outcomes across couples with different numbers of children. Even though the model is a bit sparse on couples with no kids, the model generally captures heterogeneity by number of children well. E.g., for couples with children the model does a good job at capturing the variation work hours and housework hours across number of children.

³¹As the data from the *Danish Time Use Survey* feature few observations on people with two or more children I compute joint moments for this group, i.e., target average housework hours separately for three groups: people with no children, people with one child and people with two or more children.

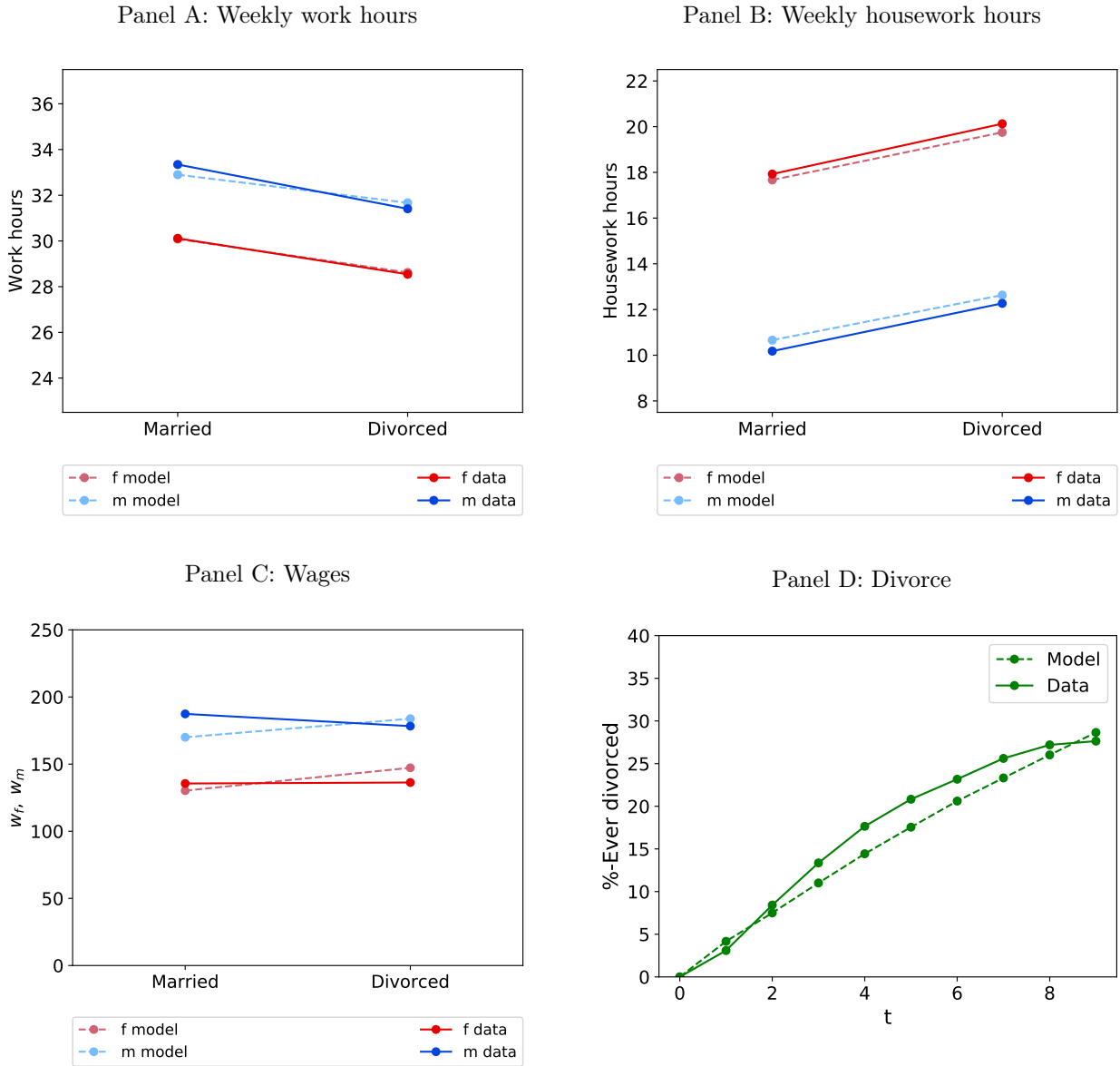
³²Altonji and Segal (1996) show that using the efficient weighting matrix leads to undesirable finite sample properties.

TABLE 6: MSM parameter estimates

Parameter	Estimate	Standard error
Leisure preferences		
γ_f	-2.2	0.0112
ψ_f	0.08	0.0032
γ_m	-2.2	0.0140
ψ_m	1.20	0.0027
Home good preferences		
B_f	0.0017	$0.26 \cdot 10^{-3}$
B_m	0.0010	$0.48 \cdot 10^{-3}$
b	0.25	0.0077
κ	-1.19	0.028
Home good production		
a	0.51	0.064
σ	0.15	0.0082
Marriage preferences		
μ_ξ	0.0094	$0.20 \cdot 10^{-3}$
σ_ξ	0.12	0.0093
Wage processes		
ϕ_{0f}	4.05	0.07
ϕ_{1f}	0.4	0.043
α_f	$0.69 \cdot 10^{-4}$	$0.19 \cdot 10^{-4}$
σ_{ϵ_f}	0.22	0.02
δ_f	0.11	0.01
ϕ_{0m}	4.31	0.08
ϕ_{1m}	0.42	0.030
α_m	$0.72 \cdot 10^{-4}$	$0.16 \cdot 10^{-4}$
σ_{ϵ_m}	0.21	0.06
δ_m	0.14	$0.02 \cdot 10^{-3}$

Notes: Model parameters estimated by MSM and asymptotic standard errors. The estimates are obtained by fitting average work hours, housework hours and wages by marital status and number of children as well as the fraction of ever divorced couples by the time that elapsed since couples got married. For an assessment of the model fit see table E.1.

FIGURE 7: Model fit, simulated moments and data moments



Notes: The figures display mean data moments (solid lines) and simulated model moments (dotted lines) by marital status and separately for women/men. Data moments on work hours, housework hours and divorce are computed from Danish register data. Data moments on housework are computed based on the Danish Time Use Survey. Model moments are computed based on simulations for $N = 20,000$ couples. For the fit regarding all 53 data moments see table E.1.

6 Underlying Frictions and First Best Allocation

Before analyzing counterfactual policy scenarios and asking what the welfare maximizing maintenance policy is, it is worthwhile to consider what the frictions in my model are that can potentially be mitigated by maintenance policies. A first friction, which has been studied a lot in the previous

literature, is limited commitment (see Mazzocco, 2007; Voena, 2015; Fernández and Wong, 2016; Lise and Yamada, 2017). Since married spouses cannot commit to staying married, it needs to be ensured that each spouse is better off married than divorced (i.e., participation constraints need to be satisfied) in each time period and in each state. Ensuring that these participation constraints are satisfied is what keeps married spouses from fully insuring each other and introduces scope for re-bargaining, when participation constraints are violated.

The second friction is non-cooperation in divorce. Because of non-cooperation in divorce there is no mutual insurance between divorcees, i.e., there is an inefficient lack of insurance against income losses upon divorce. Maintenance payments can help to rectify this lack of insurance. One consequence of lacking insurance against income losses upon divorce are strong incentives for married individuals to work and accumulate human capital to self-insure. These individual incentives to supply a lot of labor reduce the possibilities for intra-household specialization, as specialization requires one spouse to work little and mainly engage in home production. By reducing the individual need for self-insurance, maintenance policies may (partially) strengthen the overall incentives for intra-household specialization and thus help married households to realize specialization gains.

6.1 First Best Scenario

This subsection characterizes the first best scenario in which both frictions, limited commitment and non-cooperation in divorce are removed from the model.³³ In this first best version of my model spouses/ex-spouses cooperate under full commitment for the entire time horizon independent of whether they are married or got divorced. Couples thus fully realize gains from mutual insurance and household specialization. The first best scenario is characterized by the following features: 1. within a couple labor income is fully shared between spouses/ex-spouses for the entire time horizon of the model, 2. married as well as divorced couples bargain (at fixed bargaining weights) over labor supply, housework hours and consumption given the couples joint labor income 3. couples get divorced if and only if divorce is pareto efficient. Divorcees do not experience love shocks ξ_s , do not enjoy economies of scale from joint consumption, do not engage in joint home production and the produced home goods are consumed privately.

Formally, the first best allocation is the solution to the following dynamic problem. Denote the vector of choice variables $\iota_t = (c_{ft}, c_{mt}, h_{ft}, h_{mt}, q_{ft}, q_{mt}, \ell_{ft}, \ell_{mt}, A_{t+1}, D_t)$. For divorced couples

³³My definition of “first best” does not allow for insurance across households, i.e., does not correspond to the complete markets definition of “first best”.

the first best allocation solves

$$\begin{aligned}
\iota_t^{fb,div} &= \arg \max_{\iota_t} \mu_{ft} (u_f^{div}(c_{ft}, \ell_{ft}, Q_{ft}) + \beta \mathbb{E}_t[V_{ft+1}^{fb,div}]) \\
&\quad + (1 - \mu_{ft}) (u_f^{div}(c_{mt}, \ell_{mt}, Q_{mt}) + \beta \mathbb{E}_t[V_{mt+1}^{fb,div}]) \\
\text{s.t. } x_{ft}^{div} + x_{mt}^{div} &= w_{ft} h_{ft} + w_{mt} h_{mt} + (1 + r)A_t - A_{t+1} \\
Q_{ft} &= F_Q(q_{ft}, 0) \\
Q_{mt} &= F_Q(0, q_{mt}) \\
H_f &= h_f + \ell_f + q_f \\
H_m &= h_m + \ell_m + q_m,
\end{aligned}$$

where the continuation values are defined by

$$V_{st}^{fb,div} = u_s^{div}(c_{st}^{fb,div}, \ell_{st}^{fb,div}, Q_{st}^{fb,div}) + \beta \mathbb{E}_t[V_{st+1}^{fb,div}]. \quad (8)$$

For married couples the first best allocation solves

$$\begin{aligned}
\iota_t^{fb,mar} &= \arg \max_{\substack{\iota_t \\ c_{ft}^{fb}, c_{mt}^{fb}}} \mu_{ft} (u_f^{mar}(c_{ft}, \ell_{ft}, Q_t, \xi_{ft}) + \beta \mathbb{E}_t[V_{ft+1}^{fb}]) \\
&\quad + (1 - \mu_{ft}) (u_f^{mar}(c_{mt}, \ell_{mt}, Q_t, \xi_{mt}) + \beta \mathbb{E}_t[V_{mt+1}^{fb}]) \\
\text{s.t. } x_t^{mar} &= w_{ft} h_{ft} + w_{mt} h_{mt} + (1 + r)A_t - A_{t+1} \\
Q_t &= F_Q(q_{ft}, q_{mt}) \\
H_f &= h_f + \ell_f + q_f \\
H_m &= h_m + \ell_m + q_m
\end{aligned}$$

where the continuation values are defined by

$$\begin{aligned}
V_{st}^{fb} &= (1 - D_t) V_{st}^{fb,mar} + D_t V_{st}^{fb,div} \\
V_{st}^{fb,mar} &= u_s^{mar}(c_{st}^{fb,mar}, \ell_{st}^{fb,mar}, Q_t^{fb,mar}, \xi_{st}) + \beta \mathbb{E}_t[V_{st+1}^{fb}]
\end{aligned}$$

and where $D_t = 1$ is an indicator variable that indicates divorce. Finally married couples get

divorced if divorce is pareto efficient, i.e., if (and only if)³⁴

$$\mu_{ft}V_{ft}^{fb,div} + (1 - \mu_{ft})V_{mt}^{fb,div} > \mu_{ft}V_{ft}^{fb,mar} + (1 - \mu_{ft})V_{mt}^{fb,mar}.$$

6.2 Characterization of the First Best Allocation and Underlying Frictions

To characterize the first best scenario, I solve for the first best allocation at the estimated model parameters and draw comparisons to the allocation obtained under the status quo policy (i.e., under $B = 9420, \tau = 0.2$). In order to study the magnitude of each of the underlying frictions I additionally solve and simulate a version of my model in which only non-cooperation in divorce is removed from the model, while the other friction, limited commitment, is leaved in place.³⁵

Table 7 presents a range of outcomes for each of the three scenarios. Comparing the table columns from left to right gives an indication of how outcomes change as frictions are removed step by step, first removing the non-cooperation friction and then the limited commitment friction. A comparison of the first best scenario to the status quo, reveals three main differences. First, consumption insurance is a lot higher under the first best scenario than under the status quo policy, reflecting that in the first best scenario ex-spouses fully mutually insure each other. In particular under the status quo women and men consume almost equally in marriage ($c_f^{mar}/c_m^{mar} = 0.98$) but in divorced couples women's consumption is a lot lower relative to men's ($c_f^{div}/c_m^{div} = 0.63$). In the first best scenario in contrast women and men consume equally both in marriage and divorce ($c_f^{mar}/c_m^{mar} = c_f^{div}/c_m^{div} = 1$), meaning women are insured to the extent that they do not experience any drop in consumption relative to their ex-spouse upon divorce.

As a second notable difference the first best allocation exhibits a higher degree of household specialization than the status quo allocation, reflecting that the frictions in the model prevent married couples from specializing efficiently. Compared to the status quo, under the first best scenario married women's housework hours are higher by 2.3% and work hours are lower by 1.3%, while married men's housework hours are lower by 1.9% and work hours are higher by 0.6%. Among divorced couples, in the first best scenario women work more hours in the household (by 15.1%) and less in the labor market (by 10.8%), while divorced men work less in the household (by 23.8%) and supply more work hours (by 12.0%) under first best, relative to the status quo.

Thirdly, the fraction of couples ever getting a divorce in the first best scenario is lower than under the status quo. In the first-best scenario divorced couples cooperate and married couples

³⁴It can be shown that under this condition no allocation in marriage or divorce exists that pareto dominates $c_{ft}^{fb,div}, c_{mt}^{fb,div}, h_{ft}^{fb,div}, h_{mt}^{fb,div}$.

³⁵For this version of the model the value of divorce is defined by (8) and the value of marriage by (6).

specialize efficiently, meaning that both the value of marriage and the value of divorce are higher than under the status quo policy. It thus depends on the relative magnitude of the changes in the value of marriage and the value of divorce, whether divorce becomes more or less attractive in the first scenario relative to the status quo. At the estimated structural parameters I find that 28.3% of couples ever get divorced, while only 26.8% divorce under the first best scenario.

Considering the allocation, where non-cooperation in divorce is removed from the model (column 2), such that limited commitment is the only friction, shows that the obtained allocation is generally very close to the first best allocation. This suggests that non-cooperation in divorce is the main friction that accounts for differences between the status quo and the first best scenario, while limited commitment plays a smaller role.

TABLE 7: Simulated outcomes: removing frictions from the model

Variable	Status quo	Cooperation in divorce (+ limited commitment)	First best
Hours worked female (married)	30.1	29.7	29.7
Housework hours female (married)	17.7	18.1	18.1
Leisure female (married)	2.2	2.3	2.3
Hours worked male (married)	32.9	33.1	33.1
Housework hours male (married)	10.7	10.5	10.5
Leisure male (married)	6.4	6.4	6.4
Consumption ratio ($\frac{c_f}{c_m}$, married)	0.98	0.98	1.00
Hours worked female (divorced)	28.6	25.8	25.5
Housework hours female (divorced)	19.8	22.5	22.8
Leisure female (divorced)	1.6	1.7	1.7
Hours worked male (divorced)	31.7	35.4	35.5
Housework hours male (divorced)	12.6	9.7	9.6
Leisure male (divorced)	5.7	4.9	4.9
Consumption ratio ($\frac{c_f}{c_m}$, divorced)	0.62	1.00	1.00
% divorced in T	28.3	27.9	26.8

Notes: Mean outcomes by marital status, computed based on model simulations for $N = 20,000$ couples.

7 Policy Simulations

Given the structural parameter estimates I use the model to explore the effects of policy changes on married and divorced couples' behavior. I use the estimated model to simulate policy scenarios across which child support and alimony payments are varied. The following subsections study how married and divorced couples' time use, consumption allocation and propensity to divorce adjusts as child support and alimony payments are changed.

7.1 The Impact of Child Support on Time Use and Consumption

This subsection considers policy scenarios in which the level of child support payments is varied. In particular I consider changes in the policy parameter B , which controls child support payments and corresponds to a parameter in the Danish real world institutions. The status quo policy parameters in Denmark are ($B = 9420, \tau = 0.2$). For convenience, I consider the normalized policy parameter $b = B/9420$ in the following. Conditional on the non-custodial parent's income, the number of children, child support payments are homogenous of degree one in b , i.e., as b is multiplied by a factor $\alpha > 0$, mandated child support payments are multiplied by the same factor α . In the considered counterfactual experiments I vary b step-wise from no child support ($b = 0$) to quadrupled child support ($b = 4$) while the alimony policy is kept fixed at $\tau = 0.2$.

Child support and couples' time allocation First, I look at how married couples' time allocation changes as child support is increased. The results in table 8 show that higher child support leads to a slightly higher degree of household specialization among married couples. Married women tend to supply less market work and more housework, while married men supply less housework and more market work. Quantitatively, as child support is increased from $b = 0$ to $b = 4$ housework hours among married women increase by 1.7% while their (market) work hours drop by 1.0% and leisure increases by 4.5%. At the same time married men's average housework hours fall by 1.9% while their work hours increase by 0.6% and leisure decreases by 1.5%.

TABLE 8: The effect of changing child support (b) on married couples' time use

b	0	1	2	3	4
Hours worked female	30.2	30.1	30.0	29.9	29.9
Housework hours female	17.6	17.7	17.7	17.8	17.8
Leisure female	2.2	2.2	2.3	2.3	2.3
Hours worked male	32.8	32.9	33.0	33.0	33.0
Housework hours male	10.7	10.7	10.6	10.6	10.5
Leisure male	6.5	6.4	6.4	6.4	6.4

Notes: Mean time uses of married couples for different child support policy regimes. Computed based on model simulations for $N = 20,000$ couples.

Table 9 shows the corresponding results for divorcees. Increasing child support, leads to a decrease in work hours of divorced women and, perhaps surprisingly, to an increase in work hours among divorced men. This is suggestive of a large income effect that dominates the substitution effect, which pushes towards lower male labor supply as child support is increased. Quantitatively, switching from $b = 0$ to $b = 4$ leads to a reduction in female work hours by 6.1% and to an increase in male work hours by 4.8%. At the same time female housework hours increase by 9.5% and male housework hours decrease by 0.9%. Average leisure time among divorced women increases by 6.3% while leisure time among divorced men decreases by 5.2%.

TABLE 9: The effect of changing child support (b) on divorced couples' time use

b	0	1	2	3	4
Hours worked female	29.4	28.6	27.9	27.6	27.6
Housework hours female	19.0	19.8	20.4	20.7	20.8
Leisure female	1.6	1.6	1.7	1.7	1.7
Hours worked male	31.1	31.7	32.1	32.4	32.6
Housework hours male	13.1	12.6	12.3	12.0	11.9
Leisure male	5.8	5.7	5.6	5.5	5.5

Notes: Mean time uses of divorced couples for different child support policy regimes. Computed based on model simulations for $N = 20,000$ couples.

Child support and consumption insurance Next, I study the extent to which child support policies are successful in providing consumption insurance. Table 10 shows couples' relative consumption by marital status, which provides a measure of how well individuals are insured against

income losses upon divorce under each policy scenario. If child support payments work well as insurance device, the gap between relative consumption in marriage and divorce should narrow as child support is increased. The results in table 10 show that child support policies indeed provide consumption insurance. Under all considered policy scenarios married couples relative consumption is close to 1, i.e., married men and women consume almost equally, while among divorcees women’s consumption is a lot lower than men’s. As child support is increased the relative consumption of divorced couples increases from 0.57 in the case of no child support ($b = 0$) to 0.78 in the $b = 4$ scenario. While child support is effective in mitigating the drop in relative consumption, full insurance, i.e., equal relative consumption in marriage and divorce, is not attained upon divorce even for high levels of child support.

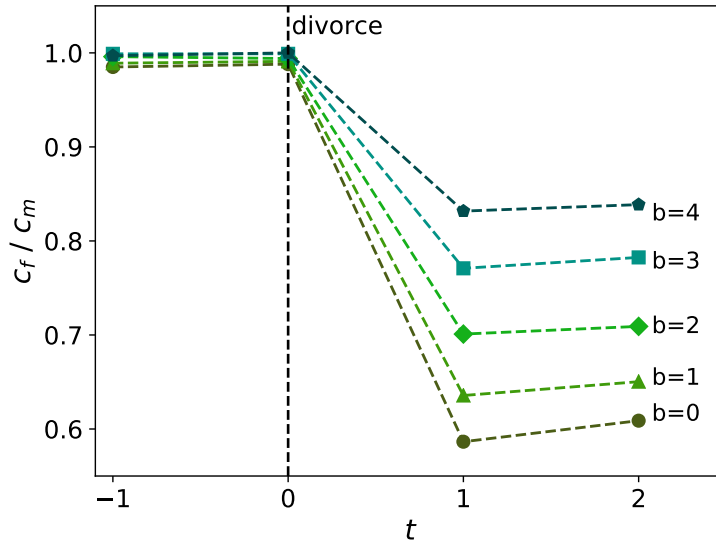
TABLE 10: The effect of changing child support (b) on couples’ relative consumption

b	0	1	2	3	4
c_f^{mar}/c_m^{mar}	0.98	0.98	0.99	0.99	1.00
c_f^{div}/c_m^{div}	0.57	0.62	0.67	0.73	0.78

Notes: Mean relative consumption by marital status for different child support policy regimes. Computed based on model simulations for $N = 20,000$ couples.

To address concerns that the patterns shown in table 10 could mainly be driven by differences between couples who do get divorced and couples who do not get divorced, figure 8 presents event study graphs, that show the drop in relative consumption upon divorce (at $t = 0$). This graph only includes individuals who do get divorced. The drop in relative consumption closely corresponds to the differences in relative consumption between married and divorced couples shown in table 10. This shows that differences between couples who do get divorced and couples who do not get divorced are not a main driver of the results shown in table 10.

FIGURE 8: Event Study: Relative Consumption



Notes: The figure shows average relative consumption of couples around divorce for different alimony policy regimes. Computations are based on simulations for $N = 20,000$ couples. The figure includes couples that get divorced and are observed for 2 time periods before and 2 time periods after getting divorced (a time period corresponds to 3 years).

7.2 The Impact of Alimony on Time Use and Consumption

I now turn to studying policy scenarios in which the level of alimony payments is changed and draw comparisons to the results for child support policies presented in the previous subsection. I consider changes in the policy parameter τ , which controls alimony payments and corresponds to a real world parameter in the Danish institutions. Its status quo value is $\tau = 0.2$, which means that the higher-earning spouse needs to pay one fifth of the difference between the ex-spouses' labor incomes, net of child support payments, to the lower-earning spouse.³⁶ For a given amount of both ex-spouses incomes and given that the caps on alimony payments are non-binding, alimony payments are homogenous of degree one in τ , i.e., as τ is multiplied by a factor $\alpha > 0$, alimony payments are multiplied by the same factor α . I consider counterfactual policy experiments in which I vary τ across $\{0, 0.1, 0.2, 0.3, 0.4\}$, while child support is kept fixed (at $B = 1.2$). Alimony payments are thus increased step-wise from no alimony to doubled alimony, relative to the status quo in Denmark.³⁷

³⁶If the caps on alimony or on overall maintenance payments are binding, the relationship between τ and the amount of alimony payments is more complicated. See section 2 for details.

³⁷More precisely, alimony payments are doubled for divorced couples conditional on both ex-spouses labor incomes and child support payments and given that the caps on alimony payments and on overall maintenance payments are non-binding.

Alimony and couples' time allocation Table 11 shows how changes in alimony payments impact married couples' time allocation. Among married women increasing the alimony policy parameter τ , leads to a decrease in work hours and an increase in housework and leisure. In contrast there is virtually no impact on the time allocation of married men. Quantitatively, switching from $\tau = 0$ to $\tau = 0.4$ leads to a reduction in married women's work hours by 2.1% and an increase in married women's housework hours and leisure time by 3.2% and 1.6%, respectively.

TABLE 11: The effect of changing alimony (τ) on married couples' time use

τ	0	0.1	0.2	0.3	0.4
Hours worked female	30.3	30.2	30.1	30.0	30.0
Housework hours female	17.5	17.6	17.7	17.8	17.8
Leisure female	2.2	2.2	2.2	2.3	2.3
Hours worked male	32.8	32.9	32.9	33.0	33.0
Housework hours male	10.7	10.7	10.7	10.6	10.6
Leisure male	6.5	6.4	6.4	6.4	6.4

Notes: Mean time uses of married couples for different alimony policy regimes. Computed based on model simulations for $N = 20,000$ couples.

Table 12 shows the corresponding results for divorced couples. In response to a switch from $\tau = 0$ to $\tau = 0.4$ the average work hours of divorced women drop by 36.1%. This is accompanied by both rising average housework hours (by 64%) and rising average leisure time (by 28.6%). For divorced men I find that average work hours fall by 5.9%, while housework hours and leisure time increase by 18.1% and 10.4% respectively among male divorcees.

Interestingly these results show that increasing alimony leads to much starker labor supply disincentives for both divorced women and divorced men than increasing child support. A plausible explanation is that alimony payments depend on the difference of ex-spouses' incomes. As a consequence both alimony payer and receiver can manipulate alimony payments to their advantage by reducing work hours. Child support in contrast only depends on one ex-spouse's (the non-custodial parent's) income, while the child support receiver cannot manipulate child support payments by reducing work hours. Alimony payments thus have both an income and a substitution effect for both spouses, while child support have both effects for the paying spouse, but only an income effect for the child support receiver.

TABLE 12: The effect of changing alimony (τ) on divorced couples' time use

τ	0	0.1	0.2	0.3	0.4
Hours worked female	31.0	29.9	28.6	27.4	27.3
Housework hours female	17.5	18.6	19.8	20.9	21.0
Leisure female	1.5	1.6	1.6	1.7	1.7
Hours worked male	33.1	32.4	31.7	31.1	30.5
Housework hours male	11.5	12.1	12.6	13.1	13.6
Leisure male	5.4	5.6	5.7	5.8	5.9

Notes: Mean time uses of divorced couples for different alimony policy regimes. Computed based on model simulations for $N = 20,000$ couples.

Alimony and consumption insurance As a measure of how successful alimony payments are in providing consumption insurance table 13 shows couples' relative consumption by marital status for different values of the alimony policy parameter τ . Under all considered scenarios married men and women consume almost equally, while divorced women consume a lot less than divorced men. Increasing alimony payments does not narrow of the gap between divorced women's and men's consumption, but on the contrary, as alimony payments are increased relative consumption among divorcees decreases even further. The reason for the failure of alimony payments to provide consumption insurance, is that alimony payments entail strong labor supply disincentives for divorced women. These disincentives are stronger than those for men (see table 12). Overall the drop in divorced women's labor supply, causes a drop in labor income, which overrides any positive consumption effect of receiving alimony payments.

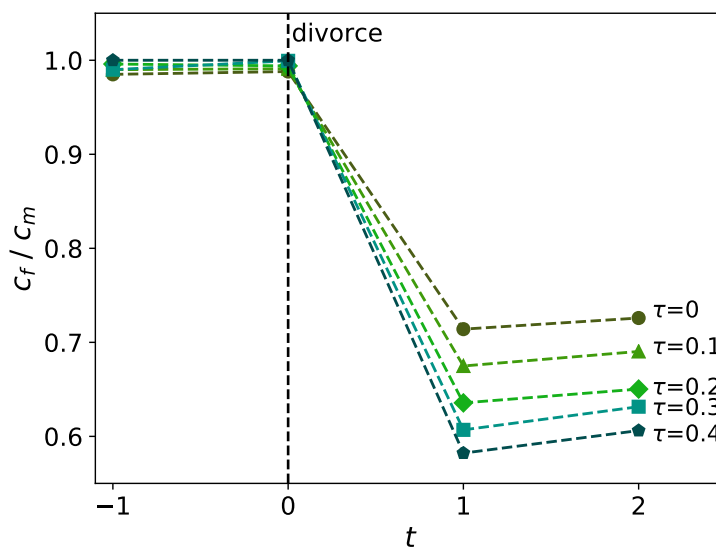
Figure 9 presents event study graphs, that show the drop in relative consumption upon divorce (at $t = 0$). This graph only includes individuals who do get divorced, showing that the results from table 13 are not driven by differences between couples who do get divorced and couples who do not get divorced.

TABLE 13: The effect of changing alimony (τ) on couples' relative consumption

τ	0	0.1	0.2	0.3	0.4
c_f^{mar}/c_m^{mar}	0.98	0.98	0.98	0.99	0.99
c_f^{div}/c_m^{div}	0.65	0.64	0.62	0.59	0.59

Notes: Mean relative consumption by marital status for different alimony policy regimes. Computed based on model simulations for $N = 20,000$ couples.

FIGURE 9: Event Study: Relative Consumption



Notes: The figure shows average relative consumption of couples around divorce for different alimony policy regimes. Computations are based on simulations for $N = 20,000$ couples. The figure includes couples that get divorced and are observed for 2 time periods before and 2 time periods after getting divorced (a time period corresponds to 3 years).

7.3 The Impact of Child Support and Alimony on Divorce Rates

In general divorce law changes can be expected to influence divorce rates, although ex-ante the direction of the effect that maintenance payments have on divorce rates is unclear.³⁸ For the large majority of divorced couples in my sample the ex-wife is receiving maintenance payments and the ex-husband needs to make these payments, i.e., when maintenance payments are increased divorce is becoming more attractive for women and less attractive for men. Whether this leads to a change

³⁸Chiappori et al. (2015) and Clark (2001) show that the Becker-Coase Theorem according to which divorce law changes do not impact divorce rates only holds under restrictive assumptions, if households consume both public and private goods.

in divorce rates and in what direction divorce rates change depends among other things on the weight that individuals attach to their financial situation after divorce, when deciding whether to stay with their partner or get divorced. Tables 14 and 15 show the impact of changing child support and alimony respectively (i.e., changing b and τ) on the % of couples who ever get divorced.

TABLE 14: The effect of changing child support (b) on divorce rates

b	0	1	2	3	4
ever divorced (%)	28.4	28.3	28.1	27.8	27.5

Notes: Divorce rates for different child support policy regimes, computed based on model simulations for $N = 20,000$ couples.

TABLE 15: The effect of changing alimony (τ) on divorce rates

τ	0	0.1	0.2	0.3	0.4
ever divorced (%)	28.8	28.6	28.3	27.9	27.4

Notes: Divorce rates for different alimony policy regimes, computed based on model simulations for $N = 20,000$ couples.

8 Welfare Analysis

Given the underlying policy trade-off between providing insurance to the lower earner in married couples, enabling married couples to specialize efficiently and maintaining labor supply incentives it is interesting to ask what the “best” maintenance policy is. In this section I draw welfare comparisons between different policy regimes and solve for the welfare maximizing maintenance policy (i.e., the welfare maximizing combination of b and τ). Moreover I compare maintenance policies by how close they bring couples to the first best scenario characterized in section 6.

8.1 Welfare comparisons and optimal policy

To measure the welfare consequences of changes in post-marital maintenance policies I consider the ex-ante well-being of women and men. More precisely, I use the sum of time period 0 expected

discounted utilities of women $\mathbb{E}[V_{f0}^{mar}]$ and men $\mathbb{E}[V_{m0}^{mar}]$ ³⁹ as welfare criterion (i.e., the utilitarian welfare criterion with equal weights)

$$W = (\mathbb{E}[V_{f0}^{mar}] + \mathbb{E}[V_{m0}^{mar}]).$$

I first consider the welfare consequences of ceteris paribus changing child support (varying b) and alimony payments (varying τ), while keeping the other policy fixed at the status quo. The results are displayed in figures 10 and 11. Figure 10 shows that increasing child support by a factor of 2.5 relative to the status quo is welfare maximizing child support policy if alimony is kept fixed at the status quo level. For alimony in contrast a slight reduction (by 12.5%) relative to the status quo is welfare maximizing if child support is kept fixed at the status quo level.

FIGURE 10: Welfare comparisons: changing child support (b)

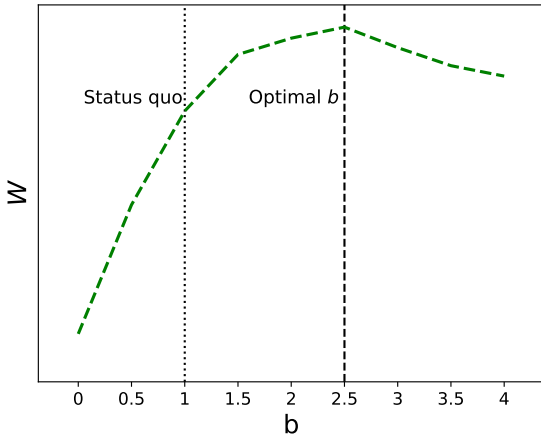
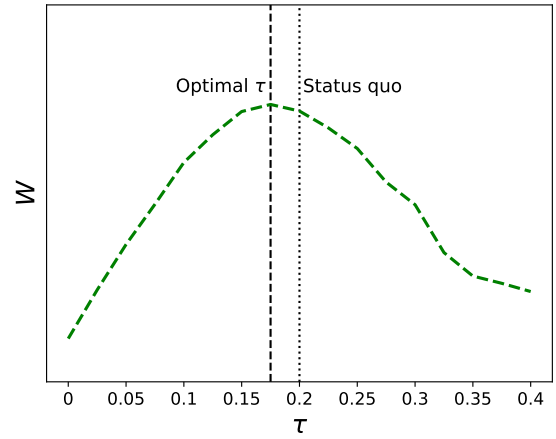


FIGURE 11: Welfare comparisons: changing alimony (τ)



Notes: The figures show the utilitarian welfare criterion (at equal weights) for counterfactual policy scenarios. Figure 12 displays policy scenarios across which child support (b) is changed. Figure 13 displays scenarios across which alimony payments are changed (τ is changed). Each figure is based on model simulations for 20,000 couples.

To find the optimal maintenance policy, I search for the combination of (b, τ) that maximizes W and find that $b = 3$, $\tau = 0.175$ is the welfare maximizing child support/ alimony combination. A welfare maximizing reform would thus be to triple child support and slightly reduce alimony payments.

³⁹Note that the variables that expectations are taken over include n_0 the initial number of kids a couple has, i.e., welfare is evaluated for the average couple at the beginning of marriage.

8.2 Comparison to first best

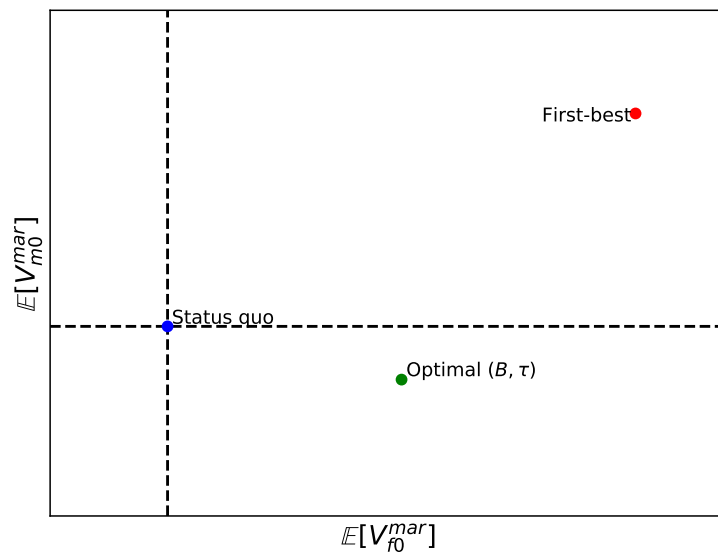
To assess how close the optimal child support/ alimony combination can bring couples to the first best scenario, I compare allocations and couples' welfare under the status quo policy ($b = 1, \tau = 0.2$) to the optimal maintenance policy ($b = 3, \tau = 0.175$) and the first best scenario. Table 16 presents outcomes for each of the three scenarios and figure 12 compares women's and men's ex-ante welfare for each scenario. Comparing the columns of table 16 from left to right shows that all considered outcomes are closer to first best under the optimal maintenance policy than under the status quo, i.e., the optimal maintenance policy induces couples to adjust their behavior towards the first best allocation.

TABLE 16: Mean outcomes: status quo, optimal maintenance policy and first best

Variable	Status quo	(B^*, τ^*)	First best
Hours worked female (married)	30.1	30.0	29.7
Housework hours female (married)	17.7	17.7	18.1
Leisure female (married)	2.2	2.3	2.3
Hours worked male (married)	32.9	33.0	33.1
Housework hours male (married)	10.7	10.6	10.5
Leisure male (married)	6.4	6.4	6.4
Consumption ratio ($\frac{c_f}{c_m}$, married)	0.98	0.99	1.00
Hours worked female (divorced)	28.6	27.9	25.5
Housework hours female (divorced)	19.8	20.4	22.8
Leisure female (divorced)	1.6	1.7	1.7
Hours worked male (divorced)	31.7	32.1	35.5
Housework hours male (divorced)	12.6	12.3	9.6
Leisure male (divorced)	5.7	5.6	4.9
Consumption ratio ($\frac{c_f}{c_m}$, divorced)	0.62	0.67	1.00
% divorced in T	28.3	28.0	26.8

Notes : Mean outcomes by marital status for status quo, optimal maintenance policy and first best scenario. Computed based on model simulations for $N = 20,000$ couples.

FIGURE 12: Welfare comparison: status quo, optimal maintenance policy and first best



Notes: The figure shows the mean expected discounted utility for women and men under the status quo policy, the optimal maintenance policy and the first best scenario. Computed based on model simulations for $N = 20,000$ couples.

Figure 12 shows that the first best allocation makes both women and men on average better off relative to the status quo, i.e., is a Pareto improvement over the status quo (on average). The optimal maintenance policy in contrast makes women better off, while men are worse off than under the status quo. This indicates that there is scope for further improvement beyond the optimal maintenance policy according to my model and that allocations are feasible that make both women and men ex-ante better off.

9 Conclusion

This paper addresses the question how post-marital maintenance payments affects couples' decision-making and how maintenance policies (child support and alimony policies) should be designed. I construct a dynamic economic model and estimate its structural parameters by method of simulated moments estimation, matching a range of empirical moments from rich Danish administrative data and time use data. The data include information on marriage and divorce, child custody, maintenance payments and housework hours. My model incorporates two driving forces that speak in favor of maintenance payments: providing insurance to the lower earner in married couples and enabling married couples to specialize efficiently, as well as a mechanism that speaks against maintenance payments: maintenance payments lower the labor supply incentives of divorcees. The aim of policy

is to balance this trade-off.

The model takes into account that divorced ex-spouses are linked by maintenance payments. Divorcees interact non-cooperatively. The strategic interaction that arises because ex-couples are linked through maintenance payments, is fully modelled. Married spouses make decisions cooperatively, subject to limited commitment. Another key model ingredient are “learning-by-doing” returns to work experience, which instill a conflict between individual incentives and what is optimal from the couples perspective. From the individuals perspective it is optimal work a lot to accumulate returns to work experience and thereby self-insure against income losses upon divorce, while from the couples perspective it is optimal to specialize, i.e., to have one spouse work little and focus on housework. Maintenance payments reduce the need for self-insurance and thereby facilitate household specialization. Moreover, maintenance payments impact married spouses’ outside options and thereby may affect divorce rates and trigger shifts in intrahousehold bargaining power.

To assess how maintenance policies affect couples’ decisions and welfare, I use the estimated model as a policy lab to conduct counterfactual experiments. Based on such experiments I show that the (ex-ante) welfare maximizing policy is characterized by increased (tripled) child support payments and slightly lower alimony payments (12.5% lower), relative to the Danish status quo policy. Increasing child support induces married couples to specialize more, leads to smoother consumption paths around divorce and to a moderate reduction in labor supply among divorced women. Increasing alimony payments in contrast fails to provide insurance: Alimony payments lead to a strong reduction in labor supply among divorced men and women. Because of the strong labor supply reduction, increasing alimony payments leads to larger consumption drops upon divorce (i.e., consumption around divorce becomes less smooth).

To study how close maintenance policies can bring couples to efficiency, I compare the welfare maximizing policy to a first best scenario, in which frictions (limited commitment and non-cooperation in divorce) are removed from the model. The first best-scenario is characterized by full consumption insurance and a higher degree of specialization among married couples, relative to the welfare maximizing policy. In terms of women’s and men’s ex-ante wellbeing, the first best scenario is a pareto improvement over the welfare maximizing maintenance policy and the status quo policy, indicating that there is scope for improvement in couples well-being beyond what is attained by the welfare maximizing maintenance policy.

References

- Abildgren, Kim (2005). *A historical perspective on interest rates in Denmark 1875-2003*. Danmarks Nationalbank Working Papers 24. Danmarks Nationalbank, Copenhagen.
- Abraham, Arpad and Sarolta Laczó (2015). *Household Behavior and Optimal Property Division upon Divorce*. working paper.
- Adda, Jerome, Christian Dustmann and Katrien Stevens (2011). “The Career Costs of Children”. In: *Forthcoming, Journal of Political Economy*.
- Altonji, Joseph G. and Lewis M. Segal (1996). “Small-Sample Bias in GMM Estimation of Covariance Structures”. In: *Journal of Business and Economic Statistics* 14.3, pp. 353–366.
- Attanasio, Orazio, Hamish Low and Virginia Sánchez-Marcos (2008). “Explaining Changes in Female Labor Supply in a Life-Cycle Model”. In: *American Economic Review* 98.4, pp. 1517–52.
- Bayot, Denrick and Alessandra Voena (2015). “Prenuptial Contracts, Labor Supply and Household Investments”.
- Bjarnason, Thoroddur and Arsaell M. Arnarsson (2011). “Joint Physical Custody and Communication with Parents: A Cross-National Study of Children in 36 Western Countries”. In: *Journal of Comparative Family Studies* 42.6, pp. 871–890.
- Brown, Meta, Christopher J. Flinn and Joseph Mullins (2015). “Family Law Effects on Divorce, Fertility, and Child Investment”.
- Browning, Martin and Mette Gørtz (2012). “Spending Time and Money within the Household”. In: *Scandinavian Journal of Economics* 114.3, pp. 681–704.
- Cancian, Maria, Carolyn J. Heinrich and Yiyoon Chung (2013). “Discouraging Disadvantaged Fathers’ Employment: An Unintended Consequence of Policies Designed to Support Families”. In: *Journal of Policy Analysis and Management* 32.4, pp. 758–784. eprint: <https://onlinelibrary.wiley.com/doi/pdf/10.1002/pam.21707>.
- Case, Anne, I-Fen Lin and Sara McLanahan (2000). *Understanding Child Support Trends: Economic, Demographic, and Political Contributions*. Working Paper 8056. National Bureau of Economic Research.
- Chiappori, Pierre-André, Bernard Fortin and Guy Lacroix (2002). “Marriage Market, Divorce Legislation, and Household Labor Supply”. In: *Journal of Political Economy* 110.1, pp. 37–72.
- Chiappori, Pierre-André, Murat Iyigun, Jeanne Lafortune and Yoram Weiss (2016). “Changing the Rules Midway: The Impact of Granting Alimony Rights on Existing and Newly-Formed Partnerships”. In: *The Economic Journal*.
- Chiappori, Pierre-André, Murat Iyigun and Yoram Weiss (2015). “The Becker-Coase Theorem Reconsidered”. In: *Journal of Demographic Economics* 81.2, pp. 157–177.
- Chiappori, Pierre-André and Maurizio Mazzocco (2014). “Static and Intertemporal Household Decisions”.
- Clark, Simon (2001). “Law, Property, and Marital Dissolution”. In: *The Economic Journal* 109.454, pp. 41–54. eprint: <https://onlinelibrary.wiley.com/doi/pdf/10.1111/1468-0297.00415>.
- Del Boca, Daniela (2003). “Mothers, Fathers and Children after Divorce: The Role of Institutions”. In: *Journal of Population Economics* 16.3, pp. 399–422.

- Del Boca, Daniela and Christopher J. Flinn (1995). “Rationalizing child-support decisions”. In: *The American Economic Review*, pp. 1241–1262.
- Doepke, Matthias and Fabian Kindermann (2016). *Bargaining over Babies: Theory, Evidence, and Policy Implications*. Working Papers 2016-009. Human Capital and Economic Opportunity Working Group.
- Doepke, Matthias and Michele Tertilt (2016). “Families in Macroeconomics”. In: vol. 2. *Handbook of Macroeconomics*. Elsevier. Chap. 0, pp. 1789–1891.
- Elliott, Diana B. and Tavia Simmons (2011). “Marital Events of Americans: 2009”. In: *American Community Survey Reports, ACS-13*.
- Fella, Giulio, Giovanni Gallipoli and Jutong Pan (2017). *Markov-Chain Approximations for Life-Cycle Models*. Working Papers 827. Queen Mary University of London, School of Economics and Finance.
- Fernández, Raquel and Joyce C. Wong (2016). “Free to Leave? A Welfare Analysis of Divorce Regimes”. In: *American Economic Journal: Macroeconomics* 9.3, pp. 72–115.
- Fisher, Hayley and Hamish Low (2015). “Financial implications of relationship breakdown: Does marriage matter?” In: *Review of Economics of the Household* 13.4, pp. 735–769.
- (2016). “Recovery From Divorce: Comparing High and Low Income couples”. In: *International Journal of Law, Policy and the Family* 30.3, pp. 338–371.
- Flinn, Christopher J. (2000). “Modes of Interaction Between Divorced Parents”. In: *International Economic Review* 41.3, pp. 545–578. eprint: <https://onlinelibrary.wiley.com/doi/pdf/10.1111/1468-2354.00076>.
- Friedberg, Leora (1998). “Did Unilateral Divorce Raise Divorce Rates? Evidence from Panel Data”. In: *The American Economic Review* 88.3, pp. 608–627.
- Gemici, Ahu and Steve Laufer (2009). “Marriage and Cohabitation”.
- Goussé, Marion and Marion Leturcq (2018). *More or Less Unmarried. The Impact of Legal Settings of Cohabitation on Labor Market Outcomes*. Cahiers de recherche 1808. Centre de recherche sur les risques, les enjeux économiques, et les politiques publiques.
- Gray, Jeffrey S (1998). “Divorce-Law Changes, Household Bargaining, and Married Women’s Labor Supply”. In: *American Economic Review* 88.3, pp. 628–42.
- Holzer, Harry J., Paul Offner and Elaine Sorensen (2005). “Declining employment among young black less-educated men: The role of incarceration and child support”. In: *Journal of Policy Analysis and Management* 24.2, pp. 329–350. eprint: <https://onlinelibrary.wiley.com/doi/pdf/10.1002/pam.20092>.
- Johnson, William R. and Jonathan Skinner (1986). “Labor Supply and Marital Separation”. In: *The American Economic Review* 76.3, pp. 455–469.
- Judd, Kenneth (1998). *Numerical Methods in Economics*. 1st ed. Vol. 1. The MIT Press.
- Kaplan, Greg (2012). “Moving Back Home: Insurance against Labor Market Risk”. In: *Journal of Political Economy* 120.3, pp. 446–512.
- Kleven, Henrik Jacobsen, Camille Landais and Jakob Egholt Sogaard (2016). “Children and Gender Inequality: Evidence from Denmark”.

- Kocherlakota, Narayana R (1996). “Implications of efficient risk sharing without commitment”. In: *The Review of Economic Studies* 63.4, pp. 595–609.
- Kopecky, Karen A. and Richard M.H. Suen (2010). “Finite state Markov-chain approximations to highly persistent processes”. In: *Review of Economic Dynamics* 13.3, pp. 701–714.
- Ligon, Ethan, Jonathan P Thomas and Tim Worrall (2002). “Informal insurance arrangements with limited commitment: Theory and evidence from village economies”. In: *The Review of Economic Studies* 69.1, pp. 209–244.
- Lise, Jeremy and Ken Yamada (2017). *Household Sharing and Commitment: Evidence from Panel Data on Individual Expenditures and Time Use*. Working Paper.
- Lund, Christian Gjødesen and Rune Vejlin (2015). “Documenting and Improving the Hourly Wage Measure in the Danish IDA Database”. In: *Aarhus University, Working paper series*.
- Marcet, Albert and Ramon Marimon (2017). “Recursive Contracts”.
- Mazzocco, Maurizio (2007). “Household intertemporal behaviour: A collective characterization and a test of commitment”. In: *The Review of Economic Studies* 74.3, pp. 857–895.
- Mazzocco, Maurizio, Claudia Ruiz and Shintaro Yamaguchi (2014). “Labor Supply and Household Dynamics”. In: *The American Economic Review* 104.5, pp. 354–359.
- McFadden, Daniel (1989). “A Method of Simulated Moments for Estimation of Discrete Response Models Without Numerical Integration”. In: *Econometrica* 57.5, pp. 995–1026.
- Newey, Whitney K. and Daniel McFadden (1994). “Chapter 36 Large sample estimation and hypothesis testing”. In: vol. 4. *Handbook of Econometrics*. Elsevier, pp. 2111–2245.
- Pakes, Ariel and David Pollard (1989). “Simulation and the asymptotics of optimization estimators”. In: *Econometrica: Journal of the Econometric Society*, pp. 1027–1057.
- Rangel, Marcos A (2006). “Alimony rights and intrahousehold allocation of resources: evidence from Brazil”. In: *The Economic Journal* 116.513, pp. 627–658.
- Reynoso, Ana (2018). “The impact of divorce laws on the equilibrium in the marriage market”.
- Rossin-Slater, Maya and Miriam Wüst (2016). *Parental Responses to Child Support Obligations: Evidence from Administrative Data*. Working Paper 22227. National Bureau of Economic Research.
- Skinner, Christine, Jonathan Bradshaw and Jacqueline Davidson (2007). “Child support policy : an international perspective”. In: *Research Report, Social Policy Research Unit, University of York*.
- Stevenson, Betsey (2007). “The Impact of Divorce Laws on Marriage-Specific Capital”. In: *Journal of Labor Economics* 25.1, pp. 75–94.
- (2008). “Divorce Law and Women’s Labor Supply”. In: *Journal of Empirical Legal Studies* 5.4, pp. 853–873.
- Vaus, David de, Matthew Gray, Lixia Qu and David Stanton (2017). “The economic consequences of divorce in six OECD countries”. In: *The Australian journal of social issues*. 52.2.
- Voena, Alessandra (2015). “Yours, Mine, and Ours: Do Divorce Laws Affect the Intertemporal Behavior of Married Couples?” In: *American Economic Review* 105.8, pp. 2295–2332.
- Weiss, Yoram and Robert J. Willis (1985). “Children as Collective Goods and Divorce Settlements”. In: *Journal of Labor Economics* 3.3, pp. 268–292.

- Weiss, Yoram and Robert J. Willis (1993). "Transfers among Divorced Couples: Evidence and Interpretation". In: *Journal of Labor Economics* 11.4, pp. 629–679.
- Wolfers, Justin (2006). "Did Unilateral Divorce Laws Raise Divorce Rates? A Reconciliation and New Results". In: *American Economic Review* 96.5, pp. 1802–1820.

A Maintenance Payments, Details and Functional Forms

In this Appendix I present details on how maintenance payments are computed and the exact functional forms for computing child support and alimony payments. From 1980 to 2013 the policy parameters have been adjusted from year to year by the Danish state administration to account for inflation. Throughout the paper I use the year 2004 values of the Danish maintenance policy parameters and deflate wages (and other money amounts) taking 2004 as base year.⁴⁰

Child support, functional form Child support cs depends on the number of children an ex-couple has and the non-custodial parents labor income. Suppose ex-spouse s is the custodial parent of n_s children. If the non-custodial ex-spouse \tilde{s} earns annual labor income $I_{\tilde{s}}$ then the child support that \tilde{s} needs to pay to s is given by

$$cs(n_s, I_{\tilde{s}}, B) = nB \cdot \left(1 + \sum_{k=0}^K a_k \mathbf{1}\{b_k(n) \leq I_{\tilde{s}} < b_{k+1}(n)\} \right) \quad (9)$$

Where the year 2004 values of the parameters that enter into (9) are $B = 9420$ (DKK), $K = 5$ (i.e., child support varies across 6 income brackets across) as well as the values of a_k and $b_k(n)$, which are given in tables A.1 and A.2.

TABLE A.1: Child support parameters 1

a_0	a_1	a_2	a_3	a_4
1	1.25	1.5	2	3

Notes: Source: Danish State Administration (*Statsforvaltning*).

⁴⁰Information on policy parameters for past years was provided by the Danish State Administration (*Statsforvaltning*)

TABLE A.2: Child support parameters 2

n	1	2	3
$b_0(n)$	0	0	0
$b_1(n)$	320	340	370
$b_2(n)$	340	370	410
$b_3(n)$	370	410	460
$b_4(n)$	550	650	750
$b_5(n)$	1000	1250	1400
$b_6(n)$	$+\infty$	$+\infty$	$+\infty$

Notes: Source: Danish State Administration (*Statsforvaltning*).

Alimony, functional form Alimony payments depend on both spouses labor incomes. Denote by l the lower earner and by h the higher earner in terms of annual labor income net of child support payments and by \tilde{I}_l, \tilde{I}_h the respective annual labor incomes net of child support. Then the alimony payments that l is entitled to receive from h are given by

$$alim(\tilde{I}_H, \tilde{I}_L) = \begin{cases} \tau \cdot (\tilde{I}_H - \tilde{I}_L) & \text{if } \tilde{I}_L \geq C_1 \text{ and } \tilde{I}_H - C_2 \geq \tau \cdot (\tilde{I}_H - \tilde{I}_L) \text{ and } C_3 - \tilde{I}_L \geq \tau \cdot (\tilde{I}_H - \tilde{I}_L) \\ \tau \cdot (\tilde{I}_H - C_1) & \text{if } \tilde{I}_L < C_1 \text{ and } \tilde{I}_H - C_2 \geq \tau \cdot (\tilde{I}_H - \tilde{I}_L) \text{ and } C_3 - \tilde{I}_L \geq \tau \cdot (\tilde{I}_H - \tilde{I}_L) \\ \max\{\tilde{I}_H - C_2, 0\} & \text{if } \tilde{I}_H - C_2 < \tau \cdot (\tilde{I}_H - \tilde{I}_L) \\ \max\{C_3 - \tilde{I}_L, 0\} & \text{if } C_3 - \tilde{I}_L < \tau \cdot (\tilde{I}_H - \tilde{I}_L) \end{cases} \quad (10)$$

By this functional form it is ensured that, 1. if the receiver's labor income is below C_1 , alimony payments are capped by $\tau \cdot (I_s - C_1)$, 2. the maintenance payer's labor earnings net of maintenance payments are at least C_2 , 3. the maintenance receiver's labor earnings plus maintenance payments are capped by C_3 . The 2004 values for the parameters that enter into (10) are given by $\tau = 0.2$, $C_1 = 90000$, $C_2 = 204000$ and $C_3 = 230000$.

B Computational Details

This appendix provides details on the numerical solution and the structural estimation of the model.

Model solution The model is solved by backwards recursion, i.e., for each time period t the model agents' problem is solved at a grid of points in the state space, taking the continuation values in $t + 1$ as given. I first solve the model for divorced couples (i.e., I solve for the values of divorce $V_{ft}^{div}, V_{mt}^{div}$) and then solve the decision problem of married couples, using the values of divorce as input.

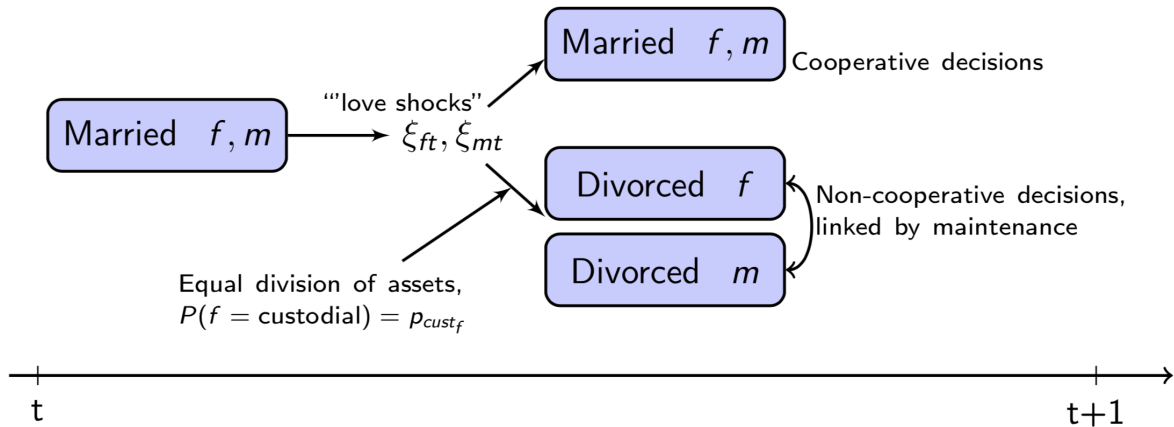
Approximations For the model solution I solve the model for a discrete grid of points in the state space and use numerical approximation techniques to compute continuation values and best response functions of divorcees at points off the discrete grid. In particular I use *linear interpolation* to interpolate between points on the asset grid A_t, A_{ft}, A_{mt} and the relative bargaining weight in married couples μ_{ft} , and *Gauss-Hermite quadrature* (see Judd, 1998) to approximate integrals taken over the distribution of the wage shocks, $\epsilon_{st} \stackrel{iid}{\sim} \mathcal{N}(0, \sigma_{s\epsilon})$. For the approximation of the random walk according to which the “love shocks” ξ_{ft}, ξ_{mt} evolve I use Rouwenhorst's method for discretizing highly persistent processes (see Kopecky and Suen, 2010 and Fella et al., 2017).

Computation I implement the model solution in *Python*. As the state space is large (129,600 points for divorced couples and 945,000 points for married couples) the model solution is computationally demanding. I parallelize iterations over points the state space across 40 cores on a high performance cluster and use a just in time compiler to achieve further speed improvements. Using this setup one model solution takes between 20 and 25 minutes.

Estimation For the minimization of the MSM criterion function I use *basin-hopping*, a global optimization routine. The *basin-hopping* algorithm uses the *Nelder-Mead* algorithm for finding local minima and upon successful completion of the *Nelder-Mead* pertubes the coordinates of the obtained local minimum (stochastically) and reiterates the local minimization procedure several times. Upon completion of several local minimization steps the algorithm selects the smallest of the obtained local minima.

C Timing of Events

FIGURE C.1: Timing of events for married couples



D Child custody

As child support payments are mandated to be made from the non-custodial to the custodial parent, it is important to understand which parent typically takes custody and how custody decisions correlate with other variables. To examine which variables are associated with custody decisions I estimate a multinomial probit model. The estimated conditional probabilities from the probit model are used as input in the structural estimation (see section 5). I use data on the primary residence of a couple's children after divorce to define the dependent child custody variable. Information on the primary residence captures the relevant notion of child custody, as having *physical custody* of a child is what matters for the entitlement to receiving child support payments from the other parent.⁴¹

⁴¹If parents share *legal custody* but not *physical custody* child support payments are not affected. If parents share *physical custody* and the children spend equal time with each parent, no claim to child support payments is established. In Denmark shared physical custody is not uncommon, but occurs in less than 9% of all divorce cases (see Bjarnason and Arnarsson, 2011).

I define the dependent variable by

$$\text{cust}_i = \begin{cases} 0 & \text{mother takes custody} \\ 1 & \text{father takes custody.} \end{cases}$$

In 9% of all divorce cases in my sample couples with multiple children split custody, i.e., some children stay with each parent. I categorize these cases as follows. If parents split custody such that the majority of children stay with one parent I classify this parent as custodial parent. If parents split custody equally I randomly classify one parent as custodial parent with probability 0.5.⁴²

As right hand side variables X_i I consider marriage duration (t) and number of children n_t at the time of divorce. The estimated empirical model is summarized by

$$\begin{aligned} \text{cust}_i &= \mathbf{1}\{\pi X_i > \nu_i\} \\ \nu_i &\sim \mathcal{N}(0, 1) \end{aligned}$$

The coefficient estimates $\hat{\pi}$ are presented in table D.2. The estimates show that a higher number of children is associated with a lower propensity of the father to take custody. Longer marriage duration in contrast is associated with a higher propensity of the father to take custody. Note that in more extensive empirical specifications, where age of the youngest child is added as right hand side variable the coefficient estimate of marriage duration becomes insignificant (see table D.4). As the age of the youngest child and marriage duration are highly correlated at 0.68. It seems plausible that marriage duration mostly picks up the association between cust_i and the age of the youngest child.

TABLE D.1: Child custody, probit model

Child custody:	cust_i
Number of children (n)	-0.115*** (0.0160)
Marriage duration (t)	0.0287*** (0.0022)
Constant	-1.493*** (0.0379)
Observations	32313

Standard errors in parantheses
* $p < 0.1$, ** $p < 0.05$, *** $p < 0.01$

⁴²See table for results from a multinomial probit that treats cases of split custody as separate category.

TABLE D.2: Child custody, probit model - prediction and marginal effects

	At avg. X_i	Sample avg.
P(father takes custody)	0.0770*** (0.0015)	0.0795*** (0.0015)
Partial effect, number of children (n)	-0.0167*** (0.0023)	-0.0168*** (0.0023)
Partial effect, marriage duration (t)	0.0041*** (0.0003)	0.0042*** (0.0003)
Observations	32313	32313

Standard errors in parantheses

* $p < 0.1$, ** $p < 0.05$, *** $p < 0.01$

TABLE D.3: Child custody, multinomial probit

Child custody:	$cust_i = 1$	$cust_i = 2$
Number of children (n)	-0.237*** (0.0240)	0.702*** (0.0200)
Marriage duration (t)	0.041*** (0.0030)	0.032*** (0.0028)
Constant	-1.861*** (0.0540)	-3.024*** (0.0509)
Observations	32313	

Standard errors in parantheses

* $p < 0.1$, ** $p < 0.05$, *** $p < 0.01$

TABLE D.4: Child custody, probit (extensive specification)

Child:	$cust_i$
Number of children (n)	-0.0425** (0.0181)
Marriage duration (t)	0.0025 (0.0031)
Earnings f (in DKK 10,000s)	0.0013* (0.0007)
Earnings m (in DKK 10,000s)	-0.0005 (0.0000)
Age youngest child	0.0426*** (0.0034)
Constant	-1.735*** (0.0490)
Observations	32313

Standard errors in parantheses

* $p < 0.1$, ** $p < 0.05$, *** $p < 0.01$

TABLE D.5: Child custody, multinomial probit

Child custody:	$cust_i = 1$	$cust_i = 2$
Number of children (n)	-0.237*** (0.0240)	0.702*** (0.0200)
Marriage duration (t)	0.041*** (0.0030)	0.032*** (0.0028)
Constant	-1.861*** (0.0540)	-3.024*** (0.0509)
Observations	32313	

Standard errors in parantheses

* $p < 0.1$, ** $p < 0.05$, *** $p < 0.01$

TABLE D.6: Child custody, multinomial probit (extensive specification)

Child custody:	$cust_i = 1$	$cust_i = 2$
Number of children (n)	-0.125*** (0.0271)	0.834*** (0.0235)
Marriage duration (t)	0.001 (0.00440)	-0.005 (0.0040)
Earnings f (in DKK 10,000s)	0.003*** (0.0010)	0.006*** (0.0009)
Earnings m (in DKK 10,000s)	-0.001** (0.0006)	-0.001 (0.0006)
Age youngest child	0.064*** (0.0048)	0.0585*** (0.0044)
Constant	-2.273*** (0.0540)	-3.567*** (0.0509)
Observations	32313	

Standard errors in parantheses

* $p < 0.1$, ** $p < 0.05$, *** $p < 0.01$

TABLE D.7: Child custody, multinomial probit (extensive specification)

Child custody:	$cust_i = 1$	$cust_i = 2$
Number of children (n)	-0.125*** (0.0271)	0.834*** (0.0235)
Marriage duration (t)	0.001 (0.00440)	-0.005 (0.0040)
Earnings f (in DKK 10,000s)	0.003*** (0.0010)	0.006*** (0.0009)
Earnings m (in DKK 10,000s)	-0.001** (0.0006)	-0.001 (0.0006)
Age youngest child	0.064*** (0.0048)	0.0585*** (0.0044)
Constant	-2.273*** (0.0540)	-3.567*** (0.0509)
Observations	32313	

Standard errors in parantheses

* $p < 0.1$, ** $p < 0.05$, *** $p < 0.01$

E Model fit

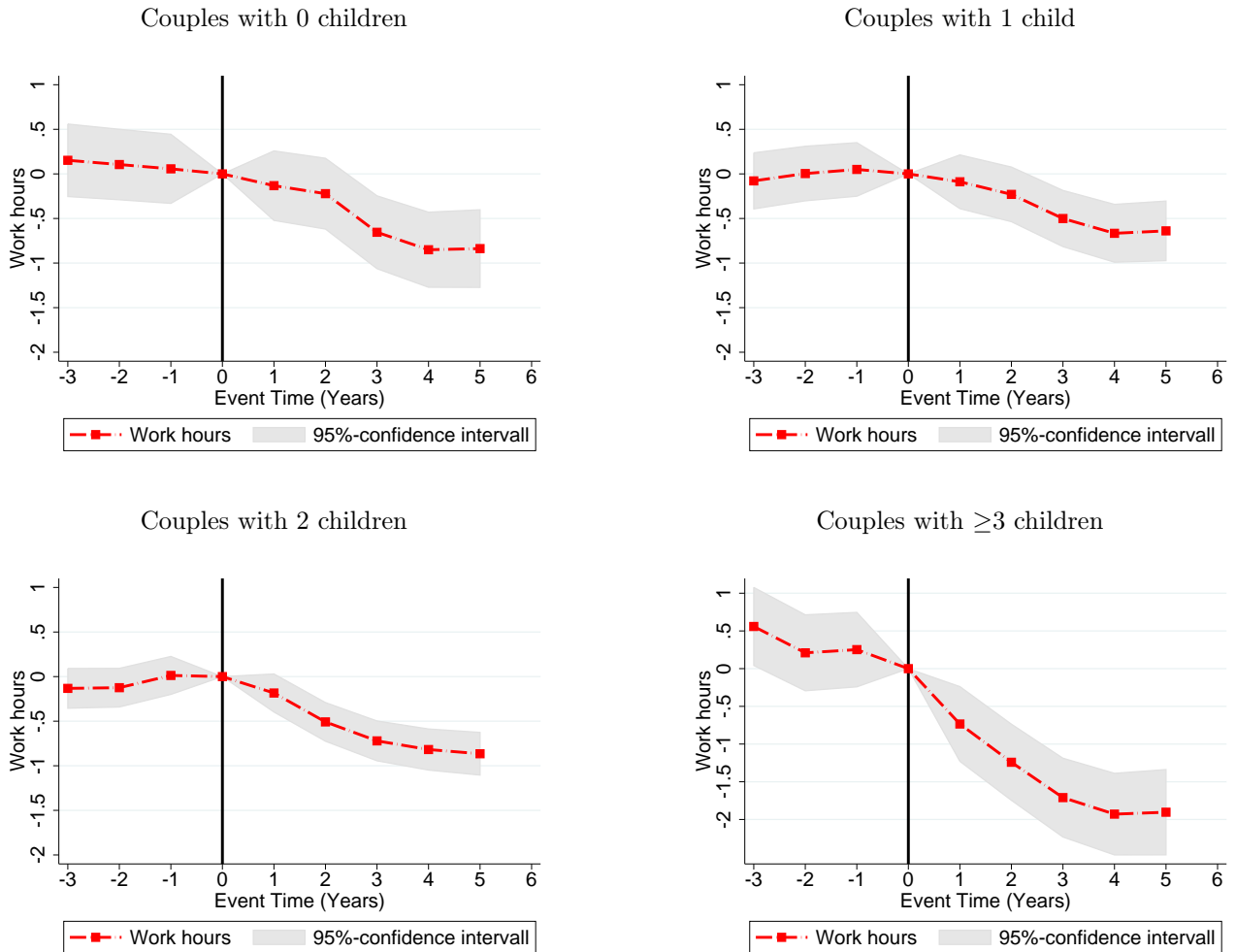
TABLE E.1: Model fit, work hours and housework hours

Moment	Children	Model	Data	Std. dev. (data)
Hours worked female (married)	0	31.7	30.4	12.4
	1	30.7	30.3	11.1
	2	29.8	30.4	11.4
	3	28.4	28.3	13.1
Hours worked female (divorced)	0	30.8	28.0	14.5
	1	29.5	28.9	13.5
	2	28.0	29.0	13.5
	3	27.0	25.5	15.2
Hours worked male (married)	0	33.3	31.9	12.1
	1	33.2	33.2	10.5
	2	32.8	33.7	10.6
	3	32.0	33.1	12.1
Hours worked male (divorced)	0	30.1	28.5	14.6
	1	31.4	31.2	12.9
	2	31.8	31.9	12.3
	3	32.8	31.5	13.2
Housework hours female (married)	0	15.8	13.6	1.8
	1	17.0	16.5	1.4
	≥ 2	18.7	19.3	1.8
Housework hours female (divorced)	0	17.5	9.6	3.2
	1	18.9	19.0	6.6
	≥ 2	20.9	21.9	6.6
Housework hours male (married)	0	9.6	10.5	1.1
	1	10.2	10.5	1.2
	≥ 2	11.4	9.9	2.4
Housework hours male (divorced)	0	13.8	8.0	6.9
	1	12.9	11.1	6.9
	≥ 2	12.1	13.5	6.9

Notes: Moments from model simulations for 20,000 couples at the MSM-estimated parameter values and targeted data moments. Data moments are computed from Danish administrative data (on 279,197 couples), with the exception of mean housework hours, which are obtained from the *Danish Time Use Survey* (which includes 2,105 households).

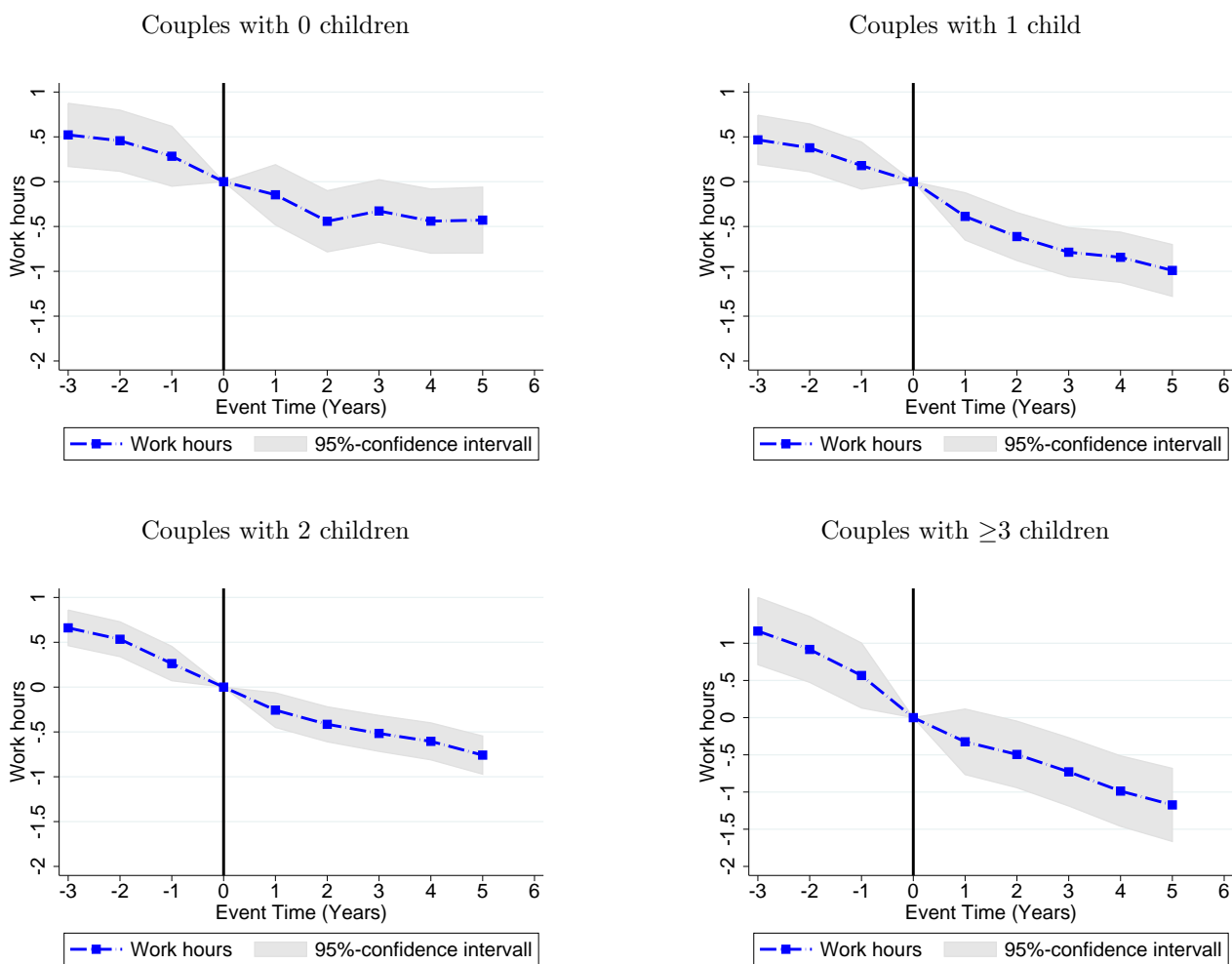
F Figures

FIGURE F.1: Women's weekly work around divorce, by number of children



Notes: Each figure contains coefficient estimates of 1 for women, separately by number of children. Included are all women in my sample, that are observed for at least 3 periods prior and 6 periods after getting divorced.

FIGURE F.2: Men's weekly work around divorce, by number of children



Notes: Each figure contains coefficient estimates of 1 for men, separately by number of children. Included are all men in my sample, that are observed for at least 3 periods prior and 6 periods after getting divorced.